

MARCH 1, 1973

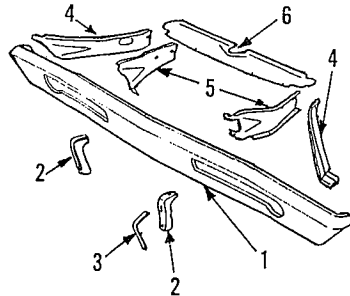
DODGE

CORONET & CHARGER 1968

FRONT BUMPER

CORONET

R&R Assembly 1.0
O/H Incl. R&R # 1.2
#Includes R&R Air Shield.

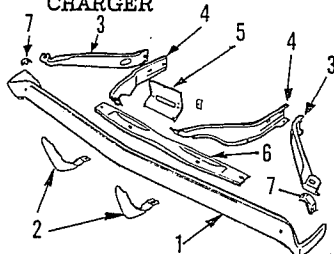


1. Face Bar, Front	2856600	.9	62.46
2. Guard, Front	2856610-1	.3	9.13
3. Cushion, Guard	2856612		1.76
4. Support, Face Bar	Outer 2856606-7		4.86
	Inner 2856604-5		4.86
5. Air Shield	All exc. 500 2856614	.3	6.57
	500 2786947	.3	19.91
Extension, A/Shield	500 * 2786936-7		2.19

*Not Shown.

CHARGER

R&R Assembly 1.0
O/H Incl. R&R 1.3



1. Face Bar, Front	2856650	1.1	55.10
2. Guard, Front	(2) 2856662	.3	9.13
3. Support, Face Bar	Outer 2856656-7		4.86
	Inner 2856654-5		5.87
4. Bracket, License Mtg.	2856666		1.28
5. Brace, Face Bar Supt.	2962614		5.93
6. Stabilizer, Face Bar	2856668		.64
7. Air Shield, Lower*	2786947		19.91
Extension, Air Shield	2786936-7		2.19

*Not Illustrated - See Grille Section

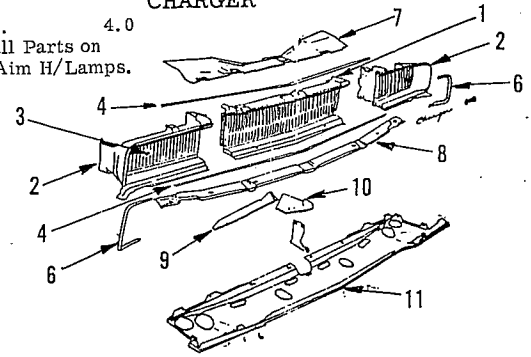
GRILLE, Cont'd.

CORONET, Cont'd.

7. Cross Bar, Upper	2786806	#	8.55
# .5 w/Grille Removed.	Includes R&R Hood Lock.		
Bracket, Upper X-Bar Outer (2)	2786794		1.39
8. Support, Hood Lock Vertical	2786173	.2	2.51
9. Spring, Hood Release Pop-Up	2862989		.16
Bumper, Cross Bar to Hood (2)	2276804		.08

CHARGER

O/H Grille Assy. 4.0
Includes R&R All Parts on
Illust., R&R & Aim H/Lamps.



1. Grille, Center	2785590	O/H 4.0	17.72
2. Extension, Grille *	2786362-3	Part. O/H 2.5	10.14
3. Door, H/L Rotating *	Rt. 2786372	.8	5.93
	Lt. 2786373	.8	5.93

*Also Shown in Front Lamps Section.

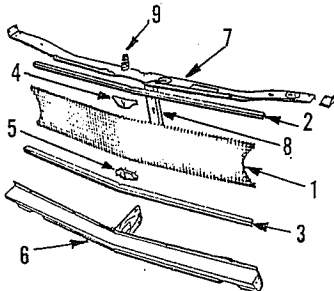
Nameplate, Grille "Charger"	2786772		2.03
Nameplate, H/L Dr. "R/T"	2785830		2.40
4. Mldg. Pkg., Grille	2932178		3.52

6. Mldg. Ext., Outer (H/L Outline)	2932206-7		3.95
Retainer, Grille	2785743		.16
Retainer, Grille Mldg.	(8) 2785748		.20
7. Cross Bar	Upper 2949104		7.53
	Lower 2786386		6.52
8. Bracket, Upper X-Bar Outer (2)	2786794		1.39
9. Support, Hood Lock Vertical	2786391		2.51
10. Brace, Lock Supt. Lower	2786815		1.28
11. Air Shield, Lower *	2786947		19.91
Extension, Air Shield*	2786936-7		2.19

*Also Shown in Front Bumper Section

GRILLE

CORONET



1. Grille			
Coronet, Deluxe, 440 (Silver)	2786801	# .7	26.91
500 & R/T (Black)	2786857	# .7	29.47
#Includes R&R Headlamp Doors.			
2. Frame, Grille Upper	N.A.		N.A.
3. Lower	N.A.		N.A.
Letter, Grille			
Coronet, Deluxe, 440 "D" "O" "D" "G" "E"	2786574-575-927-576-577	# Ea.	.85
#One .2, All .3.			
Ornament			
4. Upper 500	2786634	.2	1.66
5. Lower 500	2786636	.2	1.66
Center 500 "500"	2786635	.2	1.98
R/T "R/T"	2786711	.2	2.35
6. Panel, Grille Lower	2785764	#.3	21.30
# .5 exc. w/Grille Removed .3.			

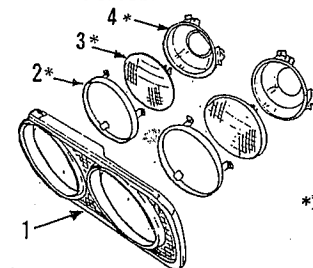
Cont'd.

FRONT LAMPS

HEADLAMP

CORONET

Aim Lamps .6



*Included in Assy.

Headlamp Assy. w/o Door			
Hi-Lo Beam	Outer 3443172-3	#	8.87
Hi Beam	Inner 3443176-7	#	8.87
# .5 exc. w/Grille Rem. .3, Both .7 exc. w/Grille Rem. .5.			
1. Bezel	2786070-1	.2	6.94
2. Retaining Ring, Sealed Beam (4)	2449525		2.56
3. Sealed Beam			
Hi-Lo Beam	Outer 152286	#	2.83
Hi Beam	Inner 152285	#	2.83
#One .2, Two .3, Four .5.			
4. Seat w/Screw, Sealed Beam			
Hi-Lo Beam	Outer 3443124-5		2.46
Hi Beam	Inner 3443120-1		2.46

Cont'd.

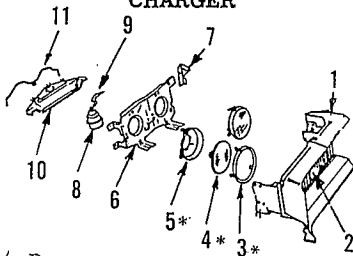
CORONET & CHARGER 1968

DODGE

MARCH 1, 1973

FRONT LAMPS, Cont'd.

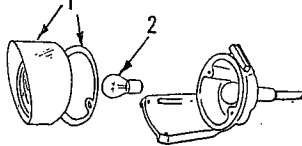
HEADLAMP, Cont'd.
CHARGER



*Included in Assy.

Headlamp w/o Door				
Hi-Lo Beam	Outer	3443172-3		8.87
Hi Beam	Inner	3443176-7		8.87
1. Extension, Grille	- See Grille Section.			
2. Door, Headlamp Rotating	Rt.	2786372	.8	5.93
	Lt.	2786373	.8	5.93
3. Retaining Ring, S/Beam	(4)	2449525		2.56
4. Sealed Beam				
Hi-Lo Beam	Outer	152286	#	2.83
Hi Beam	Inner	152285	#	2.83
	#One .2, Two .3, Four .5.			
5. Seat w/Screw, Sealed Beam				
Hi-Lo Beam	Outer	3443124-5		2.46
Hi Beam	Inner	3443120-1		2.46
6. Panel, Headlamp		2898946-7		6.72
7. Bracket, H/L Panel to X-Bar		2786922		.48
8. Actuator, H/L Door 3" Shaft		2857910		12.81
	2-1/2" Shaft	2889883		12.81
9. Wiring, Headlamp		2889441		21.30
10. Bracket, Actuator Mtg.		2785883		3.31
11. Bar, Actuator		2785578		1.17

PARKLAMP
CORONET

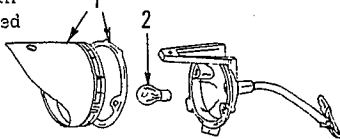


Assy. Includes All Items Illustrated

Park & Turn Signal Lamp	2930891	.4	7.21
1. Lens & Gskt. Pkg.	3004150	.2	2.30
2. Bulb (1034)	151567		.58

NOTE: Other Components Not Serviced - Use Assy.

CHARGER



Assy. Includes All Items Illustrated

Park & Turn Signal Lamp	2930954-5	.4	9.82
1. Lens & Gskt. Pkg.	2809150-1	.3	4.32
2. Bulb (1034)	151567		.58

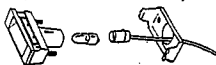
NOTE: Other Components Not Serviced - Use Assy.

TURN SIGNAL INDICATOR LAMP
CORONET
(On Front Fender)

Turn Signal Indicator Lamp	2809100	.3	7.58
Cover	2606053		2.19
Bulb (1893)	9416927		.26
Socket & Cable	2606143		1.61

NOTE: Other Components Not Serviced - Use Assy.

CHARGER
(On Hood Panel)



Assy. Includes All Items Illustrated

Turn Signal Indicator Lamp	3004183	.3	6.84
Cover Pkg.	2932823		2.51
Bulb (1893)	9416927		.26
Socket & Cable	2853615		1.93

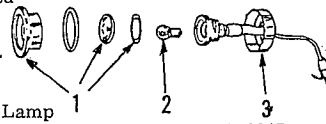
NOTE: Other Components Not Serviced - Use Assy.

Cont'd.

FRONT LAMPS, Cont'd.

Assy. Includes All Items Illustrated

SIDE MARKER LAMP
(On Front Fender)



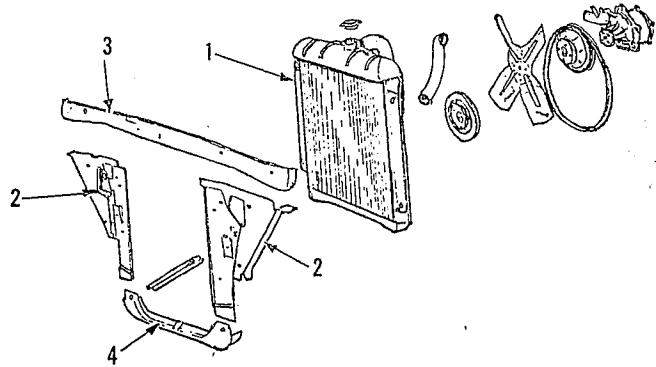
Side Marker Lamp			
Exc. Charger	2853647	.2	3.69
Charger	2853677	.2	3.69
1. Bezel, Lens & Gskt. Pkg.	3004148		1.76
2. Bulb (1895)	9417863		.30
3. Nut, Lamp Attaching	2853646		.12

NOTE: Other Components Not Serviced - Use Assy.

COOLING & ENGINE
UNDER HOOD ITEMS

COOLING

R&R Any Radiator Hose w/Radiator Removed .1
R&R Fan, Pulley &/or Fan Dr. Unit w/Radiator Removed .2
Pulley Time Includes R&R Belt.



1. Radiator			
6 Cyl.			
w/o A. C. or Hi Alt.	19"	2898035	.6 84.35
w/A. C. or Hi Alt.	22"	2949062	#.6 88.52
V8			
w/273-318 Eng.			
w/o A. C. or Hi Alt.	22"	2949060	.8 84.35
w/A. C.	26"	2898041	1.0 102.51
w/Hi Alt.	26"	2898079	#.8 112.92
w/383-440 Eng.			
w/o A. C. or Hi Alt.	22"	2949053	.8 88.52
w/A. C.	26"	2949055	1.0 102.51
w/Hi Alt.	26"	2949054	#.8 112.92
w/426 Eng.	26"	2898048	#.8 112.92
	# w/A. C. Add .2.		
Cap, Radiator (16 Lb.)		2998982	1.81
2. Panel, Yoke Side			
w/19" & 22" Radiator		2578936-7	#1.3 4.49
w/26" Radiator		3417436-2998059	#1.3 4.49
Crossmember, Yoke Side Panel			
3. Upper		2932575	9.50
4. Lower *		2576505	#1.7 16.39

* Also Listed in Frame Section.

#Time is w/Necessary Bolted Parts Removed.
R&R Both Side Panels & Upper Cross Bar 3.0,
R&R Both Side Panels, Upper X-Bar & Lower X-Mbr. 4.0
Seal, Upper X-Mbr. to Hood 2786182 1.93

Cont'd.

PART NUMBER SERVICE

MARCH 1, 1973

DODGE

CORONET & CHARGER 1968

COOLING & ENGINE, Cont'd.
UNDER HOOD ITEMS**COOLING, Cont'd.**

Shroud, Fan				
6 Cyl. Upper	2579974	.3	7.96	
Lower	2579896	.3	6.25	
V8 w/22" Rad. Upper	2417423	.3	7.96	
Lower	2417427	.3	7.96	
V8 w/26" Rad. (1 Piece)	2785434	#1.0	9.02	
(1 Pc. Plastic)	2785434	#1.0	9.02	
#Includes R&R Radiator.				
Bracket, Shroud				
6 Cyl. w/22" Rad. (4)	2579889	.54		
V8 w/22" Rad. (4)	2579212	.85		
Hose, Radiator Upper				
6 Cyl.	1881812	.3	3.10	
w/273-318 Eng.				
w/o A. C.	2084044	.3	4.06	
w/Max. Cooling w/ or w/o A. C.	2806032	.3	2.72	
w/383-440 Eng.				
w/o A. C.	1881806	.3	3.79	
w/A. C.	2863230	.3	3.05	
w/426 Eng.	2863230	.3	3.05	
Hose, Radiator Lower				
6 Cyl.	1881806	.4	3.79	
w/273-318 Eng.	1881806	.4	3.79	
w/383-440 Eng.	2084593	.4	5.13	
w/426 Eng.	N. A.	.4	N. A.	
Hose, Water Pump By-Pass				
6 Cyl. *	1315466	(per ft.)	.43	
w/273-318 Eng.	2465085		1.39	
*5/8" I. D. Heater Hose - Use Approx. 3".				
Part Number is for 50 Ft. Roll.				
Fan Blade				
6 Cyl. w/o A. C. 4 Blade	1947907	.4	5.40	
w/A. C. 4 Blade	2780920	.6	5.45	
w/Hi-Cap. 7 Blade	2863200	.6	13.51	
V8 w/273 Eng.				
w/o A. C. 4 Blade	2780920	.4	5.45	
w/A. C. 7 Blade	2863228	.6	15.32	
w/Hi-Capacity 7 Blade	2863227	#.4	14.47	
V8 w/318 Eng.				
w/o A. C. 4 Blade	2265034	.4	5.45	
w/Hi-Cap. 7 Blade	2863227	.4	14.47	
w/A. C. 7 Blade	2863215	.6	13.51	
w/Hi-Cap. 7 Blade	2863228	.6	15.32	
V8 w/383-2 Bbl. Eng.				
w/o A. C.	N. A.	.4	N. A.	
w/A. C.	1938513	.6	9.99	
V8 w/383-4 Bbl. - 440 Eng.				
w/o A. C.				
w/o 4 Spd. Trans. 7 Blade	2863224	.4	14.47	
w/Hi-Capacity 7 Blade	2863223	.4	15.96	
w/A. C. 7 Blade	2863216	.6	14.47	
V8 w/426-440 Eng.				
w/4 Spd. Trans. 7 Blade	2863215	#.4	13.51	
# w/A. C. Add .2.				
Pulley, Fan				
6 Cyl. 1 Groove	2202666	#	2.93	
2 Groove	2264450	#	9.50	
w/273 Eng. 1 Groove	2946732	#	3.42	
w/318 Eng. 1 Groove	2946732	#	3.42	
w/Chry. Alt. 1 Groove	2946732	#	3.42	
w/L-N Alt. 1 Groove	2463332	#	3.42	
w/383-440 Eng. 1 Groove	1821452	#	3.25	
w/o A. C. 1 Groove	2465348	#	3.10	
w/A. C. 1 Groove	2806643	#	5.60	
w/L-N Alt. 2 Groove	2780632	#	4.96	
w/426 Eng. 2 Groove				
#Use Fan Time.				
Drive Unit, Fan (Fluid or Thermal)				
w/383-440 Eng. w/A. C.	2658456	.6	32.03	
w/426-440 Eng. w/o A. C.	2806070	.4	29.63	
w/383-440 Eng. w/L-N Alt.	2536675	.4	32.03	
Pulley, Fan Idler				
V8 w/Chry. Alt.	2240397	.3	8.33	
V8 w/L-N Alt.	2780992	.3	16.18	
Bracket, Idler Pulley				
V8 w/Chry. Alt.	2863981		2.08	
w/273-318 Eng. w/L-N Alt. *	2468494		1.23	
** 2264517			2.30	
*w/o Hi-Capacity Fan. **w/Hi-Capacity Fan.				

Cont'd.

COOLING & ENGINE, Cont'd.
UNDER HOOD ITEMS**COOLING, Cont'd.**

Fan Belt				
6 Cyl.				
Eng. to Fan to Alt.				
w/Chry. Alt.	57"	2532659	#	4.70
	57-1/2"	2843277	#	4.43
w/L-N Alt.		2264463	#	7.04
Eng. to Strg. Pump				
w/o A. C.	36-1/2"	2658793	#	3.37
w/A. C.	38-3/8"	1859297	#	3.42
Eng. to Comp.	53"	3418384	#	5.01
V8 w/273 Eng.				
Eng. to Fan to Alt.				
w/Chry. Alt. w/o A. C. 46-1/2"	2806216	#	4.01	
w/A. C. 46-1/2"	2806217	#	3.90	
w/L-N Alt. w/o A. C.	2899268	#	8.75	
Eng. to Strg. Pump	37"	1821684	#	3.42
	39"	1854895	#	3.90
	41-1/4"	1944669	#	4.11
Eng. to Fan	37"	1821684	#	3.42
Eng. to Comp.				
w/Field Inst. A. C. 53"	3418384	#	5.01	
Eng. to Alt. to Comp.	58-1/4"	2658352	#	8.38
V8 w/318 Eng.				
Eng. to Fan to Alt.				
w/o A. C.				
w/Chry. Alt. 46-1/2"	2806216	#	4.01	
w/L-N Alt. 2899268		#	8.75	
w/A. C. 2863564		#	3.95	
Eng. to Strg. Pump	39"	1854895	#	3.90
	41-1/4"	1944669	#	4.11
Eng. to Fan w/A. C. 37-1/4"	2806158	#	3.42	
Eng. to Comp.				
w/Field Inst. A. C. 53"	3418384	#	5.01	
Eng. to Alt. to Comp. 58-1/4"	2658352	#	8.38	
V8 w/383 Eng.				
Eng. to Fan to Alt.				
w/o A. C. w/2 Bbl. Carb. 2843221		#	3.90	
w/4 Bbl. Carb. 2843221		#	3.90	
w/A. C. 2658793		#	3.37	
Eng. to Strg. Pump 41"	3462030	#	4.22	
Eng. to Alt. to Comp.				
w/Chry. Alt. 2843242		#	8.75	
w/L-N Alt. 2658354		#	9.50	
V8 w/440 Eng.				
Eng. to Fan to Alt.				
w/o A. C.				
	2843221	#	3.90	
	2843221	#	3.90	
w/A. C.	2658793	#	3.37	
Eng. to Strg. Pump 41"	3462030	#	4.22	
Eng. to Alt. to Comp. 65"	2843242	#	8.75	
V8 w/426 Eng.				
Eng. to Fan to Alt.				
Eng. to Strg. Pump 39-1/2"	2658895	#	3.90	
	2268386	#	3.90	
#R&R Any Outside Belt .3, Each Add'l. .1.				
Water Pump				
6 Cyl.	3420050	#.9	19.11	
V8 w/273-318 Eng. w/o A. C.	3004991	1.2	23.17	
w/A. C.	3004763	1.4	23.17	
V8 w/383-440 Eng. w/o A. C.	2808680	1.2	21.09	
w/A. C.	2808681	1.4	21.09	
V8 w/426 Eng.	N. A.	1.4	N. A.	
#w/A. C. Add' .2.				
Horn Pkg. High Note	2808869	#.2	9.82	
Low Note	2808868	#.2	9.82	
#Both .3.				
Relay, Horn	2822461	.3	2.62	
Horn Ring - See Steering Column.				
Cap, Distributor				
6 Cyl.	2642986	.4	3.53	
V8 w/Single Pts.	2444507	.4	4.10	
V8 w/Dual Pts.	2585000	.4	3.90	
Relay, Starter w/Std. Trans.	2444453	.3	3.84	
w/Auto. Trans.	2444442	.3	3.84	

Cont'd.

CORONET & CHARGER 1968

DODGE

MARCH 1, 1973

COOLING & ENGINE, Cont'd.

UNDER HOOD ITEMS

ALTERNATOR & PARTS



Table listing alternator parts: Alternator w/Pulley (37 Amp, 46 Amp, 60 Amp), Shield, Pulley, Voltage Regulator.

ENGINE

Main table for engine parts: R&I Engine Assy., Engine R&R, Short Block R&R, Damper, Pulley, Insulator, Bracket, Voltage Regulator.

Cont'd.

COOLING & ENGINE, Cont'd.

UNDER HOOD ITEMS

ENGINE, Cont'd.



Main table for engine parts: Insulator, Gasket, Oil Pan, Fuel Pump, Oil Filter, Shell, Cartridge, R&R Does Not Include.

AIR CONDITIONING

R&R Does Not Include: Evacuate & Recharge System 1.4, Capacity of System (Refrigerant), Refrigerant - Freon 12.

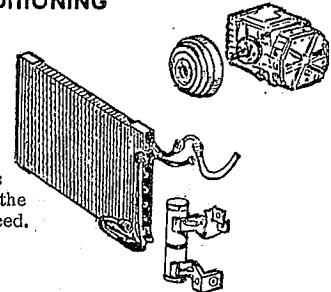


Table listing air conditioning parts: Condenser, Compressor w/o Pulley, Bracket, Fan Belt, Clutch, Bearing.

Cont'd.

MARCH 1, 1973

DODGE

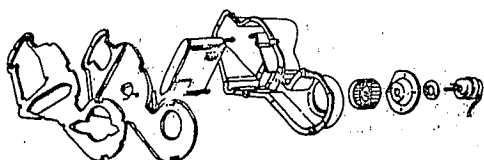
CORONET & CHARGER 1968

COOLING & ENGINE, Cont'd.
UNDER HOOD ITEMS

AIR CONDITIONING, Cont'd.

Pulley, Comp. Drive 6 Cyl.	2202794	.5	3.42
Pulley, Comp. Idler	2953165	.3	9.07
Roller, Idler Pulley	2206022	.3	9.07
Bracket, Idler Pulley	2203035		1.98
Bracket, Idler Roller	2264555		1.76
Gas Seal, Comp. Crankshaft	1426501	1.5	6.14
Ball Brg., Comp. Crankshaft	2019681		4.49
Valve, Pressure Regulator	2276146	.4	5.23
Valve, Expansion	2932843	.4	33.90
Receiver Drier w/Sight Glass	3441244	.3	19.16
Motor, Blower	2932709	.5	27.23
Refrigerant (1 lb. Can)	2809932		1.50

HEATER PARTS




Motor, Blower	2837820	1.9	20.60
Hose, Heater (5/8" I. D.) *	1315466	(per ft.)	.43

*Part No. is for '50 Ft. Roll.

HOOD

Refinish Hood	2.5
R&I Hood Assy.	.7

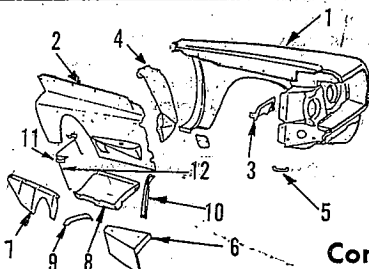


1. Panel, Hood			
Deluxe, 440 & 500	2934368	.9	90.39
Coronet R/T	2934367	1.2	99.09
Charger	2934893	1.1	95.14
Super Bee	2934367	1.2	99.09
Orn., Top Rr. R/T & S/Bee	2786712-3	.2	6.99
Welt, Orn. R/T & S/Bee (2)	2786955		1.02
Turn Sig. Ind. Lamp Charger	3004183		6.84
Cover Pkg., Ind. Lamp Charger	2932823		2.51
2. Hinge, Hood	2583560-1	.4	6.57
Spring, Hinge	2862050	.2	1.98
3. Lock (Latch), Hood	2583352	.3	4.70
4. Striker, Lock	2486697	.2	.48
5. Handle, Latch Release			
All exc. Charger	2862014	1.34	
Charger	2862028	1.34	
Spring, Release Handle Return	2862989	.16	
Handle, Safety Catch Charger	2862030	1.34	
6. Safety Catch			
All exc. Charger	2862018	.2	2.19
Charger	2862021	.2	2.19
7. Spring, Hood Release Pop-Up	2862433		.20
Spring, Latch to Pawl	2428125		.16
Support, Hood Lock Vertical			
All exc. Charger	2786173		2.51
Charger	2786391		2.51
8. Seal, Hood to Upper Cross Bar	2786182		1.93
9. Seal, Hood to Cowl	2582705		1.76
10. Silencer, Hood	2898994	.3	4.75
Bumper, Hood			
to Upper Cross Bar (2)	2276804		.08
to Fender Side (4)	2786236		.12
Scoop, Air	3443426-7		29.63

FRONT FENDER

Refinish Fender	2.0
R&I Fender Assy.	1.6
Add to Fender R&R	
to Drill for ea. Mldg.	.2
for Antenna	.4
to Drill for Turn	
Indicator Lamp	.2

Overlay time does not include removal of old overlay



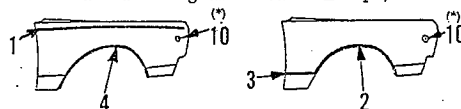
Cont'd.

FRONT FENDER, Cont'd.

1. Fender, Front			
All exc. Charger	2932160-1	#2.3	72.18
Charger	2932162-3	#2.5	72.18
#Time is w/Bumper Assy. Removed.			
Time Includes R&R & Align Headlamp.			
2. Shield, Fender Side-	Rt. 2530984	#3.0	18.42
	Lt. 3404413	#3.0	18.42
#Time is w/Nec. Bolted Parts Removed.			
R&R w/Rad. Side Shield Removed 2.5.			
3. Splash Shield, H/Lamp *			
All exc. Charger	2786218-9	.3	2.62
Charger	2898956-7	.3	3.42
*Not Shown.			
Seal, H/Lamp Splash Shield *			
All exc. Charger (Upper)	2786211		.48
Charger	2786428		.69
*Not Shown.			
Seal, H/Lamp Panel *	2786263		.69
Seal, H/L Panel (Side) *	2786220		.48
*Not Shown.			
4. Shield, Fender to Dash	2861822-3		8.87
5. Brace, Fender to Face Bar	2786935		.96
Bracket, Lwr. Cross Bar to Fender *			
Charger	2786389		1.12
*Not Shown.			
6. Shield, Front Susp. Crossmember	2800658-9	.3	2.03
7. Shield, Lower Splash Lt.	2925315		2.93
Cover - Not Serviced.			
8. Tray, Battery	2530994		3.31
9. Brace, Tray	2800647		.42
10. Strut, Tray to Fender Shield	2768348		.80
11. Strap, Battery Holddown	1828352		1.81
12. Stud, Holddown Outer	2534815		.32
	Inner		.32
Heat Shield, Battery	2768352		3.15

MOULDINGS & TRIM

Pkgs. Include Attaching Parts.
For Side Marker and Turn Signal Indicator Lamps, See End-of-Section.



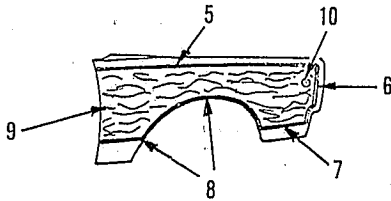
(*See Page 6 for No. 10 in Illustration)

2 DR. SED.			
4. Mldg. Pkg., Wheel Opening	2932284-5	.3	6.67
Mldg. Pkg., Side	2932296-7	.3	5.08
Pentastar	2785540		.85
440 - 4 DR. & 2 DR. H. T.			
1. Mldg. Pkg., Side	2932296-7	.3	5.08
Pentastar	2785540		.85
440 - STATION WAGON			
2. Mldg. & Frt. Ext. Pkg., Whl. Opng.	2932286-7	.3	14.52
3. Mldg. Pkg., Side Rear	2932288-9	.3	11.10
Pentastar	2785540		.85
500 - 4 DR., 2 DR. H. T. & CONV.			
4. Mldg. Pkg., Wheel Opening	2932284-5	.3	6.67
Pentastar	2785540		.85
R/T - 2 DR. H. T.			
4. Mldg. Pkg., Wheel Opening	2932284-5	.3	6.67
Ornament, Side R/T	2785579	.3	1.98
CHARGER & CHARGER R/T			
2 DR. H. T.			
4. Mldg. Pkg., Wheel Opening	3004370-1	.3	5.82
Pentastar	2785540		.85

Cont'd.

FRONT FENDER, Cont'd.

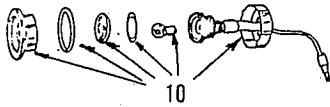
MOULDINGS & TRIM, Cont'd.



500 - STATION WAGON

Mldg. Pkg.			
5. Side Upper	2932294-5	.3	4.32
6. Front (Upper to Lower)	2932292-3	.3	3.95
7. Side Lower Front	2932290-1	.3	8.70
8. Wheel Opening & Side Rear	2932288-9	.3	11.10
9. Wood Grain Overlay	2841822	#	16.82
# 1.5 w/Mouldings Removed & After Painting.			
Bonding Coat, Overlay (1 Pt.)	2585573		3.63
Welding Solution, Overlay (1 Pt.)	2585574		5.60
Pentastar	2785540		.85

SIDE MARKER LAMP
ALL MODELS



10. Side Marker Lamp	2853647	.3	3.69
----------------------	---------	----	------

TURN SIGNAL INDICATOR LAMP
(For Charger - See Hood Section)

CORONET

Turn Signal Indicator Lamp	2809100	.3	7.58
Cover Pkg., Indicator Lamp	2606053		2.19

WHEEL

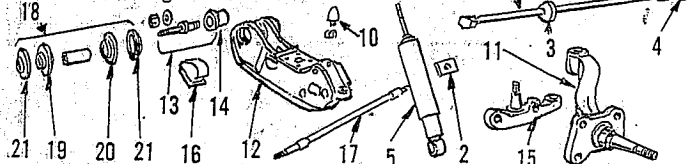
Refinish .5

Wheel			
14 x 5.00	3420976	.3	15.49
14 x 5.50 Deep Dish	3621953	.3	15.81
14 x 5.50 Chrome	2823840	.3	42.18
15 x 5.50	2823858	.3	18.69
15 x 6.00	3580063	.3	21.62
Cover	14" w/Dome		14.05
	w/Applique		19.65
	Simulated Mag.		30.17
Applique, Wheel Cover	2881777		1.98
Dome, Cover (for 2881764 Cover)	2881762		2.35
(Chrome Wheel)	2823842		3.37
Hub Cap	All-exc. Charger		6.14
	Charger		6.03
Nut, Chrome (w/Chrome Wheel)	2823848-9		.54
Ring, Trim (w/Chrome Wheel)	2944161		11.43

FRONT SUSPENSION

Check & Adjust

Caster, Camber, Toe-In	1.5
Toe-In Only	.5
O/H One Side #	3.5, Both Sides #5.5
#w/Disc Brakes Add	.3.
R&R Does Not Include Alignment.	
O/H Includes Alignment.	



Cont'd.

FRONT SUSPENSION, Cont'd.

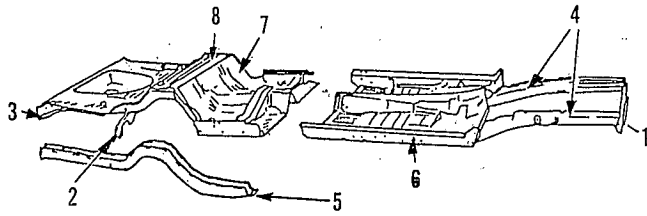
Hub & Drum			
10 x 2-1/2"	3549844-5	.7	35.02
11" x 3"	2781564-5	.7	40.05
Hub & Brake Disc (Disc Brakes)	2944954-5	.9	37.90
Brg. Cone, Wheel	Outer		1.98
	Inner		2.59
Brg. Cup, Wheel	Outer		1.07
	Inner		1.12
Oil Seal, Wheel	w/10" Brakes		1.44
	w/11" Brakes		1.71
#R&R Brgs., Cups or Seals .7, exc. Disc Brakes .9.			
Supt. (Back Plate), Brake (Std. Brakes)			
w/10" Brakes	2880532	1.4	9.82
w/11" Brakes	2880534	1.4	11.10
Splash Shield, Brake (Disc Brakes)	2823227	1.1	2.40
Housing w/Shoes (Disc Brakes)	2925222		51.58
Hose, Brake			
w/Standard Brakes	2208495	#	3.25
w/Disc Brakes	2852030	#	3.57
#One .5, Both .8, Including Bleed Brakes.			
1. Torsion Bar			
Standard			
6 Cyl. exc.	1857774-5	.9	14.63
Police, Pol. S/W, Taxi	1857778-9	.9	14.63
V8 exc.	1857776-7	.9	14.63
w/426-440 Eng.	1857780-1	.9	14.63
Charger	1857778-9	.9	14.63
Police	1857780-1	.9	14.63
Police S/W & Taxi	1857778-9	.9	14.63
Heavy Duty			
All exc.	1857778-9	.9	14.63
w/426-440 Eng.	1857780-1	.9	14.63
Extreme Duty (All)	1857780-1	.9	14.63
2. Bolt & Swivel Pkg., T/Bar Adjusting			
Standard	2275468		1.98
Heavy Duty	2275469		1.98
Police & Taxi	2275469		1.98
3. Seal, Rear Anchor	2071173		.48
4. Lock, Rear Anchor	1671446		.12
5. Shock Absorber w/Bshgs.			
Standard			
All exc.	3004960	.7	13.40
Police & Taxi	3004961	.7	13.40
Heavy Duty	3004961	.7	13.40
Bushing, Shock	Upper		.48
	Lower		.69
6. Arm (Only), Upper Control	1857856-7	#1.6	6.84
7. Cam & Bshg. Pkg., Inner	2084920	#1.7	6.67
#w/Disc Brakes Add .3.			
8. Bushing (Only), Upper Arm	2071204		1.93
9. Ball Joint Pkg., Upper	2298534	1.2	10.63
10. Bumper, Upper Arm	2535204	.4	.59
11. Knuckle, Steering			
w/Std. Brakes	1858084	1.3	37.97
w/Disc Brakes	2535072-3	1.6	37.97
12. Arm w/Shaft, Lower Control			
Use w/o Sway Bar	2535878-9	#1.7	21.73
Use w/Sway Bar	2535368-9	#1.7	21.73
#w/Disc Brakes Add .3.			
13. Shaft w/Nut & Washer, Lwr. Arm	2808579		4.81
14. Bushing, Shaft	1858024		1.81
15. Arm & Ball Joint, Lwr. Strg.	2808486-7	#1.3	18.31
#w/Disc Brakes Add .3.			
16. Bumper, Lower Arm	2535027		.69
17. Strut, Lower Arm	2462585	#1.7	8.06
#w/Disc Brakes Add .3.			
18. Bshg. & Ret. Pkg., Strut	2808664		1.81
19. Bushing (Only), Strut	Front		.54
	Rear		.48
20. Retainer, Bshg.	(4)		.32
Sway Bar (or Shaft) (Complete)	2462885	.8	21.30
Link, Sway Bar	2535188	.5	3.63
Insulator, Link	(8)		.32

MARCH 1, 1973

DODGE

CORONET & CHARGER 1968

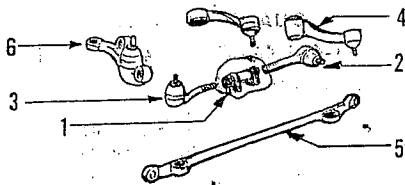
FRAME



1. Crossmember, Front *	2576505	# 1.7	16.39
*Also Listed in Cooling Section. #w/Bolted Parts Removed.			
Crossmember, Frt. Susp. (Complete)			
6 Cyl.	2962092	#3.6	63.65
V8 exc. 426 Eng.	3466479	#3.6	71.76
V8 w/426 Eng. (w/Skid)	2925934	#3.6	71.76
#Includes Transfer All Assys., but Not O/H Assys. or Align Wheels. Add to O/H One Knee 2.5, Both Knees 4.5.			
Brace, Front X-Member to Front Susp. X-Member	2530688		2.03
Crossmember, Eng. Rear & Trans. w/3 Spd. Std. & Auto. Trans.	2881938		10.89
w/4 Spd. Std. Trans.	2530668		10.89
Crossmember, Torsion Bar Anchor	2576512		37.21
Crossmember, Rear Floor			
2. Front (Shock Absorber)	2934451		14.47
3. Rear All exc. S/W	2859282	# 2.0	8.48
S/W	2860356	# 2.0	8.87
#Time is w/Necessary Bolted Parts Removed.			
Extension, Rear Crossmember			
All exc. S/W	2840536-7		1.86
S/W	2860296-7		3.10
4. Side Rail, Front (Complete)	2576506-7	# 7.5	53.81
#Time is w/Front Fender & Side Shield Removed.			
5. Side Rail, Rear			
All exc. S/W	2934602-3	# 7.5 (D)	47.25
S/W	2934604-5	# 7.5	53.81
#Time is w/Necessary Bolted Parts Removed.			
Floor Pan			
6. Front	2839251		41.59
7. Center	2842107		36.95
8. Rear All exc. Chgr. & S/W	2838707	#	37.10
Charger	2840343	#	34.65
S/W Front	2860810		16.98
Rear	2895348		41.59
Side Uptr. Rt.	2860094		12.71
Lt.	2861605		12.71
(#R&R w/One Qtr. & Back Panel Rem. 8.0 w/Both Qtrs. & Back Panel Rem. 7.0)			
Extension, Floor Pan			
Rear Side S/W	2860142-3		7.42
Center Front	2527128-9		8.38

STEERING LINKAGE

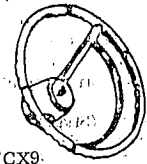
R&R Does Not Include Align. Adjust Toe-In .5



1. Tube, Tie Rod End Pkg., Tie Rod	2072437		1.49
2. Inner	(2) 3004791	#	5.71
3. Outer	(2) 3004790	#	5.71
#One .3, Two-One Side .5			
4. Arm, Idler	2535793	.5	10.36
5. Link, Center	1858015	.8	10.89
6. Arm & Ball Joint, Strg.	- See Front Suspension.		

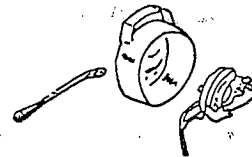
STEERING COLUMN

WHEEL & TRIM



Wheel, Steering w/Horn Ring (Black)*	4007CX9	.3	23.18
w/Horn Button (Black)*	4018DX9	.3	23.17
w/Wood Grain	4016DTT	.3	38.60
Horn Ring			
Partial Ring w/o Full Pad	2925442	.3	7.42
w/Full Pad	2883383	.3	7.21
Full Ring	2925488	.3	9.02
Pad, Full Horn Ring (Black)*	4048DX9		10.78
Retainer, Horn Button			
w/o Wood Grain Wheel	2852491		1.02
w/Wood Grain Wheel	2925135		1.98
Retainer, Horn Ring			
w/Partial Ring & Full Pad	2883300		.91
Ornament, Steering Wheel	3467493		1.86
Ornament, Horn Button			
w/o Wood Grain Wheel	2925420		2.08
w/Wood Grain Wheel	3467493		1.86
Cap, Wheel Ornament (Tan) *			
w/Full Horn Ring	4046DT8		3.98
Cap, Horn Button (Black)*			
w/o Wood Grain Wheel	N.A.		N.A.
w/Wood Grain Wheel	4047DX9		4.88

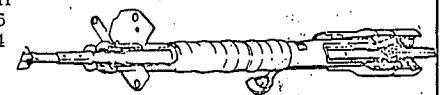
DIRECTIONAL SIGNAL & PARTS



Switch, Turn Signal	2771802	1.2	5.55
Lever w/Knob			
w/o Speed Control	2947963	.5	1.98
w/Speed Control Switch	2857525	2.0	29.47

COLUMN PARTS

Column Assy.	R&R	#O/H	
w/Column Shift	1.5	2.5	
w/Floor Shift	1.5	2.4	



#Includes R&I Assembly.

Jacket, Steering Column			
w/Column Shift w/Std. Trans.	2950594		23.07
w/Auto. Trans.	2883272		23.07
w/Floor Shift	2950596		23.07
Lever w/Knob, Gearshift			
w/Column Shift w/Std. Trans.	2883438		7.21
w/Auto. Trans.	2883435		5.66
w/Floor Shift			
w/4 Spd. Trans. w/o Console	2800955		20.72
w/4 Spd. Trans. w/Console	2800954		20.72
w/Auto. Trans. (w/o Knob)	2643914	(D)	9.65
Tube, Column Shift			
w/Column Shift w/Std. Trans.	2925357		14.10
w/Auto. Trans.	2925353		14.10
w/Floor Shift (Dummy Tube)	2925361		14.10
Shaft, Strg. Column			
w/Std. Strg. exc.	2880173		15.37
Police	2880196		19.75
w/Power Strg.	2880172		15.37
Body, Shaft Coupling			
w/Std. Strg.	3420152	1.1	5.93
w/Power Strg.	3420153	1.1	5.93
Coupling, Shaft	Police	1.1	4.43

CORONET & CHARGER 1968

DODGE

MARCH 1, 1973

STEERING GEAR

GEAR - MANUAL



Strg. Gear Adjust R&R #O/H			
Std. Strg. .6 .7 1.9			
#Includes R&I Gear Assembly.			
Chuck Assy. (Strg. Gear Assy.)	2537726	62.14	
Worm w/Ball Nut	2267454	30.27	
Shaft & Tooth (Cross Shaft)	2127104	17.57	
O/Haul Pkg., Strg. Gear *	2808420	8.87	
*Bearings, Cups, Seals, Gaskets & Shims.			
Adjuster, Worm Bearing	2127146	6.46	
Housing, Strg. Gear	2948812	30.91	
Cover, Cross Shaft	2267152	8.70	

GEAR - POWER



Strg. Gear Adjust R&R #O/H			
P/Strg. .6 1.6 4.0			
#Includes R&I Gear Assembly.			
Chuck Assy. (Strg. Gear Assy.)			
All exc. 426 Eng.	2537730	182.70	
w/426 Eng.	2537737	182.70	
Worm w/Piston	2948855	34.28	
Shaft & Tooth (Cross Shaft)	2537775	19.16	
"O" Ring & Seal Pkg.	3579524	11.21	
Bearing, Shaft & Tooth (2)	2948801	1.53	
Head, Housing	2126946	9.82	
Valve Assy. All exc. 426 Eng.	2537174	(D)16.85	
w/426 Eng.	2537176	17.35	
Housing, Steering Gear			
w/2.1073" O/S Dia. Cover 67-68	3004992	34.70	
w/2.0093" O/S Dia. Cover 68	2537397	34.70	
Cover, Cross Shaft			
2.1073" O/S Dia. 67-68	1733601	7.04	
2.0093" O/S Dia. 68	3579510	8.01	

PUMP - POWER

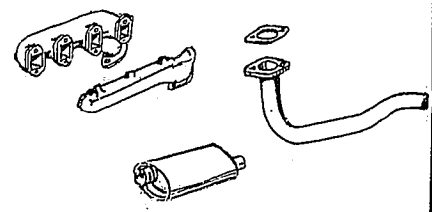


Pump Assy. R&R #O/H			
P/Strg. 1.2 2.0			
#Includes R&I Assembly.			
Pump Assy. w/o Pulley	* 2585532	75.23	
	** 2891123	72.50	
Valve, Flow Control	** 2537839	5.77	
Reservoir w/Filler Tube	* 2537669	.8 4.16	
	** 2537836	.8 9.99	
Cap, Filler	* 2267694	1.17	
	** 2891284	2.35	
Pulley, Pump			
6 Cyl. w/o A. C.	2128578	.6 3.63	
w/A. C.	2268665	.6 3.79	
V8 w/273-318 Eng.	* 1733488	.6 3.95	
	** 2806199	.6 3.95	
V8 w/383-426-440 Eng.			
w/Chry. Alt.	1826056	.6 3.95	
V8 w/383 Eng.			
w/L-N Alt. w/o A. C.	2806633	.6 5.60	
w/A. C.	1826056	.6 3.95	
Fan Belt - See Cooling Section.			
Hose, Pressure			
6 Cyl.	2537613	.3 10.78	
V8 w/273-318 Eng.	* 2537942	.3 10.78	
	** 2891109	.3 10.78	
V8 w/383 Eng. & 2 Bbl. Carb.	2537942	.3 10.78	
V8 w/383 Eng. & 4 Bbl. Carb.	2537844	.3 10.78	
V8 w/426 Eng.	2537980	.3 10.78	
V8 w/440 Eng.	2537844	.3 10.78	
Hose, Return	2537699	.2 1.23	
Bracket, Pump Mounting			
6 Cyl.			
Pump w/o A. C.	2205521	.5 2.51	
w/A. C.	2830953	.5 1.76	
Engine w/o A. C.	2465894	.5 2.51	
w/A. C.	2468011	.5 1.93	
V8 w/273-318 Eng.			
Front	* 2946737	.5 1.76	
	** 2806197	.5 2.51	
Rear	* 2946737	.5 1.76	
	** 2806198	.5 1.39	
V8 w/383-426-440 Eng.			
Front	1826058	.5 1.76	
Rear	2536975	.5 1.81	

*w/Round Filler Tube Reservoir. **w/Oval Filler Tube Reservoir.

EXHAUST

Replace Exhaust System			
6 Cyl.	1.0		
V8 Single	1.2		
Dual	2.3		
(Includes R&R Clamps or Supts. as Necessary)			
If Necessary to Cut Any Pipe			
Add	.2		



SINGLE EXHAUST SYSTEM

6 CYL.

Manifold, Exhaust	2951233	1.4	26.16
Pipe, Exhaust w/Std. Trans.	3404899	.7	14.05
w/Auto. Trans.	2883900	.7	12.81
Brace, Exhaust Pipe	2530790		1.23
Clamp Pkg., Exh. Pipe to Muffler	1843010		.54
Muffler Zinc Coated	2781264	.7	17.20
Aluminized	2781263	.7	20.67
Tail Pipe All exc. S/W	2856224	.4	7.16
S/W	2643597	.4	8.43
Support w/Insulator, T/Pipe			
Front	2823452		1.66
Rear All exc. S/W	3404846		1.76
S/W	3404860		2.93
Clamp Pkg., T/Pipe Rear	N. A.		N. A.

ALL 273-318-383 ENG. w/2 BBL. CARB.

Manifold, Exhaust			
w/273-318 Eng.	Rt. 2843966	.7	23.76
	Lt. 2465718	.6	23.76
w/383 Eng.			
All	Rt. 2532459	.6	25.58
w/3 Spd. Std. Trans.	Lt. N. A.	.9	N. A.
w/4 Spd. Std. Trans.	Lt. 3751067	.9	35.56
w/Auto. Trans.	Lt. 2532625	.9	23.76
Pipe, Exhaust			
w/273-318 Eng.	2643506	.8	16.93
w/383 Eng. w/Std. Trans.	2856276	.8	20.50
w/Auto. Trans.	2643514	.8	20.50
Clamp Pkg., Exh. Pipe to Ext.	1843008		.64
Extension Pipe, Exh. Pipe			
w/273-318 Eng.	2925643	.8	7.48
w/383 Eng.	2925644	.8	7.79
Clamp Pkg., Ext. Pipe to Muffler			
w/273-318 Eng.	2883916		.64
w/383 Eng.	2823913		.91
Muffler Zinc Coated	2781266	.7	17.20
Aluminized	2781265	.7	23.65
Clamp Pkg., Muffler to T/Pipe	N. A.		N. A.
Tail Pipe All exc. S/W	2856286	.4	6.46
S/W	2643607	.4	9.07
Support w/Insulator, T/Pipe			
Front	2823458		1.66
Rear All exc. S/W	3404846		1.76
S/W	3404860		2.93
Clamp Pkg., T/Pipe Rear	N. A.		N. A.

DUAL EXHAUST SYSTEM

ALL w/383-426-440 ENG. & 4 (or 2-4) BBL. CARB.

Manifold, Exhaust			
w/383-440 Eng.	Rt. 2806898	#	26.16
	Lt. 3751067	#	35.50
w/426 Eng.	Rt. 2780506	1.7	103.85
	Lt. 3418452	1.5	87.29
#383 Eng. - Rt. .6, Lt. .9.			
#440 Eng. - Rt. .7, Lt. .6 exc. Charger 1.8.			
Pipe, Exhaust			
w/383 Eng.	Rt. 2883852	.5	12.71
	Lt. 2883855	.5	12.71
w/426 Eng. ("H" Shaped)	2781270	.5	44.58
to Intake Man. Rt.	2781278	.5	7.21
w/440 Eng. ("H" Shaped)	2856284	.5	40.15
Clamp, Intake Man. Exh. Pipe (1)	2781273		.91
Clamp Pkg., Exh. Pipe to Muffler			
w/383 Eng. (2)	1603364		.85
w/426 Eng. (2)	2883919		.91
w/440 Eng. (2)	2823913		.91

Cont'd.

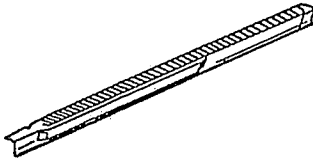
CORONET & CHARGER 1968

DODGE

MARCH 1, 1978

ROCKER PANEL

Refinish 1.0
 Cut & Splice under door(s) between pillars and within the flat section of door sill.
 One Door 2.5
 Both Doors & Center Pillar 4.5
 Inner Panel Time is w/Outer Rem.
 R&R Rocker Panel
 a. w/Hinge Pillar Removed
 2 Drs. 3.5, 4 Drs. 4.5
 b. w/Lock Pillar Removed
 2 Drs. 3.5, 4 Drs. 4.5
 c. w/Both Pillars Removed
 2 Drs. 2.5, 4 Drs. 3.5
 Time Does Not Include
 Remove Front Fender.



Pkgs. Include Attaching Parts.

Panel, Rocker or Sill Outer			
4 Dr.	2840544-5	5.0	20.23
S/W	2860160-1	5.0	25.68
2 Dr., 2 Dr. H. T. & Charger	2838282-3	4.5	20.23
Conv.	2838282-3	4.5	20.23
Conv. (Complete)	2859300-1	6.5	42.44
Mldg. Pkg., Rocker or Sill			
Dlx. 2 Dr. & 440 2 Dr. H. T.	2932184-5	.3	9.29
Dlx. 4 Dr. & S/W & 440 4 Dr.	2932182-3	.3	9.29
500 4 Dr.	2932150-1	.3	11.32
500 & R/T 2 Dr. H. T. & Conv.	2932180-1	.3	11.32
Panel, Rocker or Sill Inner			
Front	2842508-9	1.0	8.81
Rear	2527112-3	1.0	4.16
Scuff Plate, Door Sill			
All exc. 4 Dr. & S/W	(2) 2789608	.2	4.96
4 Dr. & S/W Front	(2) 2789604	.2	4.38
Rear	2789606-7	.2	3.25

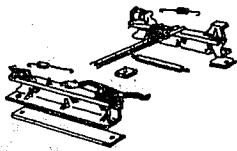
CENTER PILLAR

Refinish Complete 1.0
 R&R Center Pillar
 w/Roof or Rocker Rem. 3.5
 w/Roof & Rocker Rem. 2.0



Pillar, Body Center			
4 Dr. & S/W	2859572-3	4.0	44.47
Finish Panel, Pillar Upper	2860636-7		3.84


SEAT



Adjuster, Seat (Manual)			
w/Bench Seat			
4 Dr. & S/W	2862228-9	#.6	10.26
2 Dr., 2 Dr. H. T. & Conv.	2862232-3	#.6	10.26
w/Bucket or Split Seat			
2 Dr. H. T., Charger & Conv.			
Drivers Side Outer	2862061	#.6	10.26
Inner	2935781	#.6	10.26
Passenger Side Outer	2862060	#.6	10.26
Inner	2935780	#.6	10.26
#Both on One Seat .9.			
Seat Belt (Lap (w/o Retractor or Cover)			
All			
Black Blue Gold Green Red Tan Turq.			
4724DX9 - DB9 - DY4 - DF9 - DR8 - DT6 - DQ7		.2	8.06

FRONT DOOR

Refinish O. S. 2.0
 Jams, Add .5
 Add to Door or Rpr. Panel R&R
 w/Electric Lifts .6
 w/Mirror - Standard .4
 Rem. Control .7
 to Drill for Each Mldg. .2
 Side Each .2
 Belt .2
 R&I Door Assy.
 1.0 exc. w/Elect. Lifts 1.3
 R&I Trim Panel .4
 Overlay time does not include
 removal of old overlay.

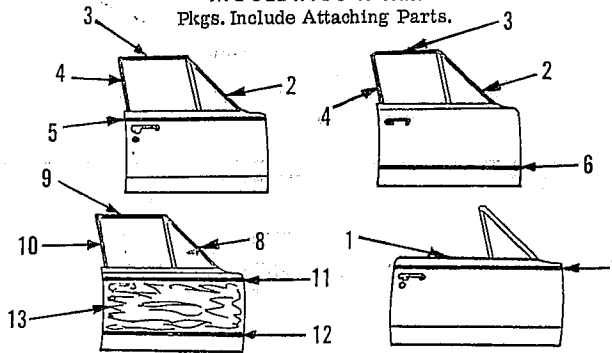


SHEET METAL

Shell, Front Door			
4 Dr. & S/W	2859056-7	3.5	129.09
2 Dr., 2 Dr. H. T. & Conv.	2859068-9	3.5	121.30
Charger	2859074-5	3.5	121.30
Panel, Front Door Repair			
4 Dr. & S/W	2811294-5	4.5	41.86
2 Dr., 2 Dr. H. T. & Conv.	2859072-3	4.5	43.57
Charger	2859078-9	4.5	43.57

MOULDINGS & TRIM

Pkgs. Include Attaching Parts.



DELUXE 2 DR. SEDAN

1. Mldg. Pkg., Belt	2932098-9	.3	3.95
---------------------	-----------	----	------

DELUXE 4 DR. & S/W
 440 4 DR. & S/W - 500 4 DR.

Mldg., Window Frame			
2. Front	2570750-1	.3	1.54
3. Upper	2570752-3	.3	1.81
4. Rear	2570754-5	.3	1.44
5. Mldg. Pkg., Side (440 4 Dr. Only)	2932122-3	.3	4.32
6. Mldg. Pkg., Side Lower (440 S/W Only)	2932198-9	.3	4.64

400 2 DR. H. T.

500 2 DR. H. T. & CONV. - R/T 2 DR. H. T.			
1. Mldg. Pkg., Belt	2932096-7	.3	4.16
2. Mldg. Pkg., Side (440 2 Dr. H. T. Only)	2932120-1	.3	4.81

500 STATION WAGON

Mldg., Window Frame			
8. Front	2570750-1	.2	1.54
9. Upper	2570752-3	.2	1.81
10. Rear	2570754-5	.2	1.44
11. Mldg. Pkg., Side Upper	2932122-3	.3	4.32
12. Mldg. Pkg., Side Lower	2932148-9	.3	6.89
13. Wood Grain Overlay	2841822	#	16.82
# 1.5 w/Mouldings Removed & After Painting.			
Bonding Coat, Overlay (1 Pt.)	2585573		3.63
Welding Solution, Overlay (1 Pt.)	2585574		5.60

CHARGER 2 DR. H. T.
 CHARGER R/T 2 DR. H. T.

1. Mldg. Pkg., Belt	2932094-5	.3	5.93
Nameplate "Hemi"	3506192	.2	2.99
Ornament "383"	2579804	.2	2.99
"V8"	2579748	.2	1.93

Cont'd.

MARCH 1, 1973

DODGE

CORONET & CHARGER 1968

FRONT DOOR, Cont'd.

HARDWARE

Lock (Latch), Front Door	2862752-3	.6	10.04
Striker, Door Lock	2862426-7	.2	2.19
Remote Control, Door Lock	2583380-1		3.15
Cyl. & Keys Pkg., Door & Ign.*		#	5.60
All exc. S/W Police & Taxi	2862660	#	5.60
Police & Taxi	2862664	#	5.60
Cyl. & Keys Pkg., Dr., Ign. & T/Gate *			
Manual exc. Police S/W	2862661	#	7.58
S/W	2862665	#	7.04
Electric	2862662	#	7.58
#R&R Set 1.2, exc. S/W 1.9.			
*Not Available Separately.			
Handle, Outside			
w/Die Cast Push Button	3454390-1	.5	5.87
w/Black Plastic Push Button	2862972-3	.5	5.87
Gasket, Outside Handle			
Front	2935181		.12
Rear	3454335		.16
Handle, Inside	2935214-5	.2	1.86
Hinge, Front Door			
Upper	2298649	.6	5.40
Lower	2583578-9	1.0	8.81
Weatherstrip, Door (on Door)			
2 Dr.	2860400-1	.6	8.87
4 Dr. & S/W	2860492-3	.6	10.36
2 Dr. H. T., Charger & Conv.	2860400-1	.6	8.87
Mirror, Outside Rear View			
Lt.	2802710	#	7.16
Rt.	2802869	#	9.34
Lt. Remote Control	3586641	##	15.86
#R&R .2, Install New .2. ##R&R .4, Install New .7.			

VENT GLASS & PARTS

Glass, Vent	(Glass Co.)	(Car Mfr.)		
4 Dr., S/W & Conv.				
Clear NAGS V3580-1*	Use 3499106-7*	.7	Use	
Tinted	Glass 3499108-9*		Glass	
2 Dr., 2 Dr. H. T. & Charger				
Clear NAGS V4047-3*	Price 2811358-9*	.7	Price	
Tinted	List 2811360-1*		List	
*Includes Lower Pivot & Bracket.				
Frame w/Division Channel, Vent Wing				
2 Dr., 2 Dr. H. T. & Charger	2811338-9	1.0	22.85	
Conv.	3499110-1	1.0	21.30	
Retainer w/Div. Channel, Vent Wing				
4 Dr. & S/W	3499112-3	.8	14.15	
Weatherstrip, Vent Wing				
4 Dr. & S/W	2570784-5	.9	3.10	
2 Dr., 2 Dr. H. T. & Charger	2811306-7	.9	3.10	
Conv.	2570786-7	.9	3.10	
Handle Pkg., Vent Wing	2809940-1	.2	1.34	
Pivot Pkg., Vent Wing Upper				
4 Dr., S/W & Conv.	2932436-7		1.98	
2 Dr., 2 Dr. H. T. & Charger	2809961		2.93	
Glass Run, Division Channel				
4 Dr. & S/W	2570243	.8	1.49	

DOOR GLASS & PARTS

Glass, Front Door	(Glass Co.)	(Car Mfr.)		
2 Dr.				
Clear NAGS D4053-4*	Use 2895286-7*	1.0	Use	
Tinted	2895288-9*			
4 Dr. & S/W				
Clear NAGS D3597-8*	Glass 2570240-1*	1.0	Glass	
Tinted	2570822-3*			
2 Dr. H. T. & Charger				
Clear NAGS D4030-1**	Price 2895294-5**	1.1	Price	
Tinted	3440426-7**			
Conv.				
Clear NAGS D4273-4**	List 2895298-9**	1.1	List	
Tinted	2895300-1**			
*Glass Only. **Includes Rear Frame.				
Weatherstrip, Glass				
Front Edge	2932230		2.93	
Rear Frame				
2 Dr. H. T. & Charger	2811622-3		2.46	

Cont'd.

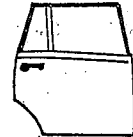
FRONT DOOR, Cont'd.

DOOR GLASS & PARTS, Cont'd.

Weatherstrip, Glass Belt			
Outer			
2 Dr.	2860532-3	#.3	1.39
4 Dr. & S/W	2860040-1	#.3	1.49
2 Dr. H. T. & Charger	2860524-5	#.3	1.66
Conv.	2860046-7	#.3	1.66
Inner			
2 Dr.	2860530-1	#.3	1.17
4 Dr. & S/W	2570238	#.3	1.23
2 Dr. H. T.	2860522-3	#.3	1.61
Charger	2876268-9	#.3	3.52
Conv.	2664504-5	#.3	1.86
#.2 w/Glass Removed.			
Run, Glass			
4 Dr. & S/W	Upr. & Rear 2570244	.8	3.42
2 Dr. H. T. & Charger	Rear 2664771	.8	1.81
Channel, Glass Run Rear			
2 Dr.	2860796-7	.8	4.32
4 Dr. & S/W	2570718-9	.8	3.95
2 Dr. H. T. & Charger	2860466-7	.8	4.32
Conv. (Complete)	2932584-5	.8	4.32
Bracket w/Guide, Glass Lift	2664256		1.54
Regulator, Window (Manual)			
4 Dr. & S/W	2802800-1	.7	11.80
2 Dr., 2 Dr. H. T. & Conv.	2802800-1	.9	11.80
Charger	2802804-5	.9	11.80
Regulator, Window (Electric)			
2 Dr. H. T., Charger & Conv.	2999682-3	1.0	14.52
Handle, Window Regulator	2862167	.2	3.10

REAR DOOR

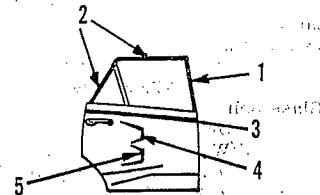
Refinish O.S.	2.0
Jams, Add	.5
Add to Door or Outer Panel R&R to Drill for Each Mldg.	.2
R&I Door Assy.	.8
R&I Trim Panel	.4
Overlay time does not include removal of old overlay.	



SHEET METAL

Shell, Rear Door			
4 Dr.	2859080-1	3.2	129.09
S/W	2859094-5	3.2	129.09
Panel, Rear Door Repair			
4 Dr.	2811372-3	4.5	43.57
S/W	2811794-5	4.5	45.65

MOULDINGS & TRIM
Pkgs. Include Attaching Parts.



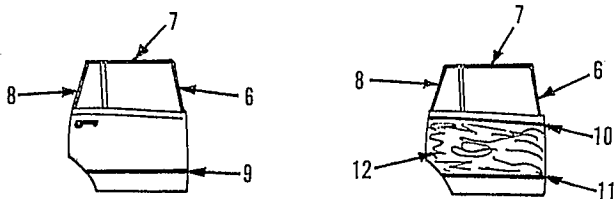
ALL 4 DR. SEDAN

Mldg., Window Frame			
1. Front	2570914-5	.2	1.34
2. Upper & Rear	2811438-9	.2	2.99
3. Mldg. Pkg., Side Upper (440 4 Dr. Only)	2932124-5	.3	4.32
Ornament ("C" Shaped) (500 4 Dr. Only)			
4. Upper Rt. or Lower Lt. (2)	2840100	.2	3.69
5. Lower Rt. or Upper Lt. (2)	2840101	.2	3.69

Cont'd.

REAR DOOR, Cont'd.

MOULDINGS & TRIM, Cont'd.



ALL STATION WAGON

Mldg., Window Frame				
6. Front	2570914-5	.2	1.34	
7. Upper	2588466-7	.2	1.98	
8. Rear	2811446-7	.2	1.39	
9. Mldg. Pkg., Side Lower (440 Only)	2932146-7	.3	5.93	
10. Mldg. Pkg., Side Upper (500 Only)	2932132-3	.3	4.32	
11. Mldg. Pkg., Side Lower (500 Only)	2932146-7	.3	5.93	
12. Wood Grain Overlay (500 Only) # 1.5 w/Mouldings Removed & After Painting.	2841822	#	16.82	
Bonding Coat, Overlay (1 Pt.)	2585573		3.63	
Welding Solution, Overlay (1 Pt.)	2585574		5.60	

HARDWARE

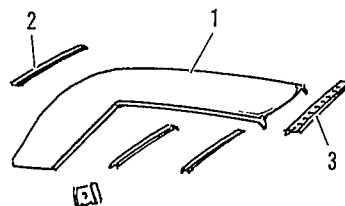
Lock (Latch), Rear Door	2862594-5	.6	10.04	
Striker, Lock	2862426-7	.2	2.19	
Remote Control, Door Lock Handle, Outside	2583380-1		3.15	
w/Die Cast Push Button Rt.	3454390	.5	5.87	
Lt.	2862971	.5	5.87	
w/Black Plastic Push Button	2862972-1	.5	5.87	
Gasket, Outside Handle				
Front	2935181		.12	
Rear	3454335		.16	
Handle, Inside	2935214-5	.2	1.86	
Hinge, Rear Door				
Upper	2862236-7	.4	6.09	
Lower	3508970-1	.8	8.81	
Weatherstrip, Rear Door (on Door)				
4 Dr.	2811448-9	.6	10.68	
S/W	2811450-1	.6	10.68	

DOOR GLASS & PARTS

Glass, Rear Door				
4 Dr. (exc. Stationary)				
Clear NAGS D4057-8*	Use 2811460-1*	1.0	Use	
Tinted	* 2811462-3*			
4 Dr. (Stationary)				
Clear NAGS V4059-60*	Glass 2811464-5*	.5	Glass	
Tinted	* 2811466-7*			
S/W (exc. Stationary)				
Clear NAGS D3603-4*	Price 2570370-1*	1.0	Price	
Tinted	* 2570962-3*			
S/W (Stationary)				
Clear NAGS V4062-3*	List 2811472-3*	.5	List	
Tinted	* 2811474-5*			
*Glass Only.				
Weatherstrip, Glass Belt				
Outer	4 Dr. 2861708-9	#.3	1.49	
S/W	2861708-9	#.3	1.49	
Inner	4 Dr. 2861706-7	#.3	1.44	
#.2 w/Glass Removed.				
Run, Glass				
Upper & Front	4 Dr. 2664198	.8	2.83	
S/W	2664197	.8	2.83	
Rear (Div. Channel)	2570243	.7	1.49	
Division Channel, Rear Door				
4 Dr.	2811420-1	3.69		
S/W	2588598-9	3.63		
Bracket w/Guide, Glass Lift	2664256	1.2	1.54	
Regulator, Window (Manual)	2583064-5	.7	11.80	
Handle, Window Regulator	2862167	.2	3.10	

ROOF

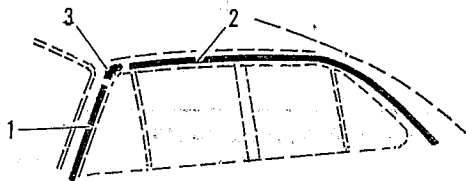
Refinish 4.2, exc. S/W	4.8		
R&R Headliner			
1 Piece Type exc.	4.6		
Charger	1.4		
Sectional Type			
1st or 7th	.7		
2nd thru 6th (Each)	.4		
Complete	2.1		
Rail Time is w/ Roof Removed.			
Add to Roof R&R			
w/Vinyl Cover	6.0		
w/Luggage Rack	2.0		



1. Panel, Roof (w/Drain Trough)			
4 Dr.	2838572	19.0	61.56
2 Dr. & 2 Dr. H. T.	2838573	19.0	61.56
Charger	2838103	17.5	70.84
S/W	2529831	20.0	118.31
Drain Trough, Roof Side			
4 Dr.	2838006-7		6.67
2 Dr., 2 Dr. H. T. & Charger	2838604-5		6.14
S/W Front	2529840-1		6.62
Inter.	2602182-3		3.42
Rear	2860628-9		4.75
Rail, Roof Side			
2 Dr., 2 Dr. H. T. & Charger			
Outer	2838574-5	# 2.0	4.70
Inner	3445946-7	# 1.0	4.16
4 Dr. Inner	2842452-3	# 1.0	4.43
S/W Front Outer	2529842-3	# 1.5	6.25
Rear Outer	2529844-5	# 1.5	4.06
Front Inner	2861810-11	# 1.0	4.32
Rear Inner	2861526-7	# 1.0	4.06
Rear Corner Outer	2529850-1		4.06
Rear Corner Inner	2529852-3		4.75
#Time is w/ Roof Removed.			
Extension, Roof Side Rail Outer			
2 Dr., 2 Dr. H. T. & Charger	2838558-9	1.5	8.81
Weatherstrip, Roof Side Rail			
2 Dr.	2841440-1	.3	14.15
2 Dr. H. T. & Charger	2838642-3	.3	12.97
Retainer, Side Rail W/Strip			
2 Dr.	2895272-3	.5	8.33
2 Dr. H. T.	2895268-9	.5	8.33
Charger	2895270-1	.5	8.33
2. Frame, Back Window Upper			
4 Dr.	2838553	1.5	3.31
2 Dr. & 2 Dr. H. T.	2838564	1.5	3.31
Charger	2838132	1.5	4.43
3. Header, Roof Rear (Complete)			
S/W	3417401	2.0	18.47

MOULDINGS & TRIM

Pkgs. Include Attaching Parts.



ALL 4 DR. SEDAN

1. Mldg., Drain Trough Front (on Pillar)			
w/o Vinyl Roof	2840274-5	.2	1.34
w/Vinyl Roof	2932514-5	.2	2.83
2. Mldg., Drain Trough Side			
w/o Vinyl Roof	2840276-7	.3	3.05
w/Vinyl Roof	2841508-9	.3	3.05
3. Joint Cover, Side D/Trough Frt.	2783028		.37
Vinyl Roof Cover	Green White Black		
	6110DF8(D)DW4(D)DX9	#9.8	79.05
#Includes R&R W/ Shield & Back Window.			
Cement, Vinyl	N. A.		N. A.

Cont'd.

MARCH 1, 1973

DODGE

CORONET & CHARGER 1968

ROOF, Cont'd.

MOULDINGS & TRIM, Cont'd.

ALL 2 DRs. & ALL CHARGER

Mldg., Drain Trough Front (on Pillar)				
w/o Vinyl Roof	2840280-1	.2	1.02	
w/Vinyl Roof	2932512-3	.2	2.67	
Mldg., Drain Trough Side				
w/o Vinyl Roof	2840282-3	.3	2.67	
w/Vinyl Roof	2841504-5	.3	2.67	
Joint Cover, Side D/Trough Frt.	2783028		.37	
End Cap, Side D/Trough Rear				
All exc. Charger	2840884-5		1.93	
Charger	N.A.		N.A.	
Medallion, Side (w/Vinyl Roof)				
440 & R/T	2841393	#	1.49	
# .7 exc. w/Headliner Loose at Rear		.2		
Vinyl Roof Cover				
2 Dr. & 2 Dr. H. T.	Green White			
	6109DF8 - FW1	#10.1	97.37	
Charger	Green White Black			
	6108FF8 - GW1 - DX9	#8.5	97.37	
#Includes R&R W/Shield. Does Not Include R&R Back Glass.				
Cement, Vinyl	N.A.		N.A.	

ALL STATION WAGON

(For Station Wagon Mldgs. Not Listed - See Rear Gate)

Mldg., Drain Trough				
Front (on Pillar)	2605854-5	.2	1.17	
Side	2840278-9	.3	4.11	
Joint Cover, Side Drain	2605208		.54	

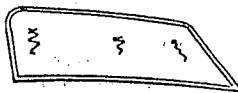
LUGGAGE RACK PARTS (S.W.)

Factory Installed Type
R&R 1.0
Install Including Drilling 2.0

Rail, Rack Side				
Front	2602651		5.60	
Side	(2) 2602647		11.58	
Rear	2602651		5.60	
Crossmember	(4) 2602652		4.54	
Cap, Side Rail End				
Front	2602649-8		2.99	
Rear	2602648-9		2.99	
Pad, Side Rail	(2) 2602655		1.44	
Pad, Crossmember	(4) 2602656		.69	
Bracket, Corner	(4) 2528454		1.39	
Thumb Screw	(4) 6028787		1.54	

BACK WINDOW

Order Installation Materials as required.



Glass, Back Window	(Glass Gr.)	(Car Mfr.)		
4 Dr.				
Clear NAGS B4061*	Use	2838663*	2.0	Use
Tinted	*	2838664*		
2 Dr. & 2 Dr. H. T.	Glass			Glass
Clear NAGS B4052*	Price	2842344*	2.0	Price
Tinted	*	2842345*		
Charger	List			List
Clear NAGS B4051*	List	2838130*	2.0	List
Tinted	*	2838131*		

*Cemented-In Type.

Installation Materials - Use as Required.

Cont'd.

BACK WINDOW, Cont'd.

BACK WINDOW MOULDINGS
Pkgs. Include Attaching Parts.

4 DR. SEDAN

Mldg. Pkg., Upper	3419479	#	3.90
Side & Lower	3419480-1	#	4.91
Upper Corner	3004384	#	2.40
#One .5, All .8			

2 DR. & 2 Dr. H. T.

Mldg. Pkg., Upper & Side	3004390-1	#	4.22
Lower	3004392-3	#	3.47
#One .5, All .8			

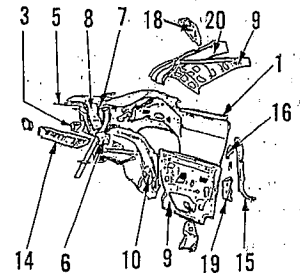
CHARGER & CHARGER R/T

Mldg. Pkg., Upper	2932220-1	#	5.08
Lower	2932217	#	3.42
Lower Corner	2932218-9	#	2.08
#One .5, All .8			

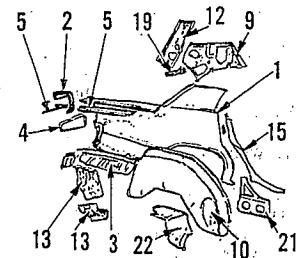
QUARTER PANEL

SHEET METAL - ALL Exc. STATION WAGON

Refinish
Models w/2 Drs. 3.0
Models w/4 Drs. 2.4
Inner Panel Time is
w/Outer Panels Removed.
R&I Trim Panel .5
R&R Q/Panel w/Roof Rem.
2 Drs. 10.5
4 Drs. 9.5
R&R Qtr. Lower Section
Cut at Side Mldg.
2 Drs. 8.0
4 Drs. 7.0
Cut at Belt Line & Around
Rear Window
4 Door 12.5
2 Door exc. 13.5
Charger Cut Along Belt
Line & to Deck Opng. 14.0
Add to Quarter R&R
to Drill for Each Mldg. .2
w/Electric Lifts .3
w/Vinyl Roof Cover
1.5 exc. Charger 2.0
w/Racing Stripes .6
Stripe tape, overlay, decal time
does not incl. removal of old
decal, overlay or tape.



CHARGER



CORONET 4 DR. SEDAN

Also see Illustrations on Page 14

1. Panel, Quarter Outside Repair			
2 Dr.	2838298-9	15.5	113.62
4 Dr.	2838300-1	14.0	87.45
2 Dr. H. T.	2838298-9	15.5	113.62
Charger	2783900-1	16.0	113.62
Conv.	2838194-5	13.0	113.62
2. Extension, Quarter Panel End			
Exc. Charger	2842726-7	#	8.87
# .7 includes R&R Tail Lamp.			
Extension, Quarter Panel Rear			
Charger	Upper 2841516-7	#	4.64
	Lower 2838008-9	#	6.89
# 2.5 exc. w/Quarter Removed 1.5.			
3. Extension, Quarter Panel			
to Rr. Floor Pan Side (All)	2839544-5	#	13.29
# 2.5 exc. w/Quarter Removed 1.5.			
4. Reinforcement, T/Lamp Opening			
All exc. Charger	2838456-7	#	3.25
# .8 w/Bolted Parts Removed.			

Cont'd.

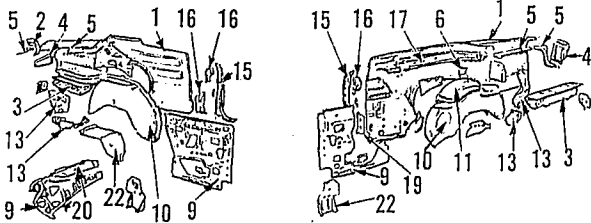
CORONET & CHARGER 1968

DODGE

MARCH 1, 1973

QUARTER PANEL, Cont'd.
SHEET METAL - ALL Exc. STATION WAGON, Cont'd.

Also See Illustrations on Page 13.



CORONET 2 DR. HARDTOP

CORONET CONVERTIBLE

5. Trough, Deck Drain					
Charger		2838010-1		4.06	
2-4 Dr. & 2 Dr. H. T.	Side	2841302-3	# 1.0	4.64	
Conv.	Side	2839612-3	# 1.0	4.64	
All exc. Charger	Lower	2838508-9	# 1.2	3.63	
	#R&R All	1.7 exc. w/Quarter Removed	1.0.		
6. Support, Drain Trough to Belt Bar Reinf. Brace to W/House	Conv.	2838204-5		3.52	
	Charger	2840366-7		1.93	
7. Reinf., Drain Trough	Charger	2840364		.91	
8. Brace, D/Trough to Supt.	Charger	2841064-5		2.30	
9. Panel, Quarter Inside					
4 Dr.	Upper	2842798-9	1.5	7.58	
	Lower	2838322-3	1.5	5.60	
2 Dr., 2 Dr. H. T. & Charger		3445456-7	2.0	10.89	
2 Dr. & 2 Dr. H. T.	Upper	2842476-2842959	1.5	10.89	
	Lower	2838326-7	1.5	4.70	
Charger	Upper	2842776-7	1.5	14.84	
	Lower	2840372-3	1.5	11.10	
Conv.		2838236-7	2.0	10.89	
10. Panel, Wheelhouse					
4 Dr.	Outer	2838330-1	# 2.5	16.18	
	Inner	2841906-7	# 2.0	16.18	
2 Dr., 2 Dr. H. T. & Charger					
	Outer	2838870-1	# 2.5	16.50	
	Inner	2841906-7	# 2.0	15.64	
Conv.	Outer	2838218-9	# 2.5	16.50	
	Inner	2841908-9	# 2.0	15.64	
11. Panel, Wheelhouse Cap	Conv.	2782374-5	# 1.5	6.62	
	#R&R All	4.0.			
12. Support, W/House to Qtr. Panel					
4 Dr.		2838476-7		2.08	
13. Support, Deck Lid Hinge					
2-4 Dr. & 2 Dr. H. T.	Upper	2841278-9		3.10	
	Lower	2838482-3		2.08	
Charger	Upper	N.A.		N.A.	
	Lower	N.A.		N.A.	
Conv.	Upper	2841380-1		3.20	
	Lower	2841848		1.66	
Support, Deck Opng. Lwr. Panel		2838549		2.08	
Brace, Deck Opng. Lwr. Panel					
Charger		2840380-1		2.08	
Extension, Rr. Floor Pan					
Rear X-Member		2840536-7		1.86	
14. Extension, Rr. Floor Pan Side					
Charger		2838002-3		7.63	
15. Pillar, Rear Body Lock					
4 Dr.		2838406-7	#	12.54	
2 Dr.	Upper	2838398-9		6.89	
	Lower	2838722-3	#	12.54	
2 Dr. H. T.		2838786-7	#	12.54	
Charger		2838024-5	#	12.54	
Conv.		2840284-5	#	12.54	
	# 5.0 exc. w/Quarter Removed	3.0.			
16. Reinforcement, Lock Pillar					
2 Dr.	Upper	2838726-7		1.81	
	Lower	2529564-5		1.66	
2 Dr. H. T., Conv. & Charger					
	Lower	2529564-5		1.66	
	at Belt	2603722-3		1.81	

Cont'd.

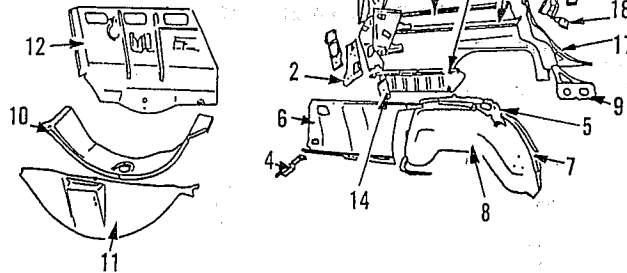
QUARTER PANEL, Cont'd.
SHEET METAL - ALL Exc. STATION WAGON, Cont'd.

17. Bar, Belt Side (Conv.)					
Upper & Lower		2841048-9		13.56	
Center		2841052		9.29	
18. Support, Rr. Window Up. Frame to Roof Side Rail (Charger)		2840714-5		3.05	
19. Frame, Rr. Window Opng. Upper					
4 Dr.		2838553		3.31	
2 Dr. & 2 Dr. H. T.		2838564		3.31	
Charger		2838132		4.43	
20. Extension, Roof Side Rail Outer					
2 Dr., 2 Dr. H. T. & Charger		2838558-9		8.81	
21. Tie Plate, W/Hse. to Sill					
4 Dr.		3446364-5		2.62	
22. Tie Plate, Inside Panel to Sill					
All exc. Conv.		2838286-7		2.08	
Conv.		2839960-1		2.40	

SHEET METAL - STATION WAGON

Refinish 2.7
Inner Panel Time is
w/Outer Panel Removed.
R&I Trim Panel .5
R&R W/Hse. Cover .8
Models w/Side Mldg.
R&R Qtr. Panel
from Side Mldg. Down 7.0
Add to Quarter R&R
to Drill for Ea. Mldg. .2

Overlay time does not include removal of old overlay.



1. Panel, Quarter Outside Repair		2811278-9	12.5	87.45	
Extension, Qtr. Outside Panel					
2. Rear		2861844-5		11.64	
3. Rear Upper		2860190-1	#	9.82	
	# 1.0 exc. w/Bumper Removed	.7.	Includes R&R T/Lamp		
Pillar, Tail Gate - See Rear Body.					
4. Extension, T/Gate Opng. Sill		2860818-9		3.05	
Panel, Quarter Inside					
Front		2861678-9		3.74	
Center		2895230		5.34	
6. Rear	Rt.	2811756		2.19	
	Lt.	2811757		7.04	
7. Panel, Wheelhouse	Outer	2811498-9	# 2.5	24.02	
	Inner	2860430-1	# 2.0	15.64	
	#R&R Both	4.0.			
9. Tie Plate, W/Hse. to Side Sill		3446364-5		2.62	
Panel, Spare Tire Housing					
10. Lower		2811984		9.66	
11. Inner		2811985		6.52	
12. Inside Wheel Well		2811750		8.97	
13. Extension, Rr. Floor Pan Side		2860142-3		7.42	
14. Extension, Rr. Floor Pan					
Rear X-Member		2860296-7		3.10	
15. Bar, Qtr. Panel Belt	Front	2811758-9		4.75	
	Rear	2811760-1		6.52	
Pillar, Rear Door Lock					
Upper Outer		2811748-9		6.99	
Upper Inner		2811746-7		4.64	
Lower		2811744-5	#	12.54	
	# 5.0 exc. w/Quarter Removed	3.0.			
18. Extension, Upper Pillar to W/Hse.		2860132-3		2.13	
Seal, Qtr. Panel to Rr. Face Bar		2860640		.48	

Cont'd.

MARCH 1, 1973

DODGE

CORONET & CHARGER 1968

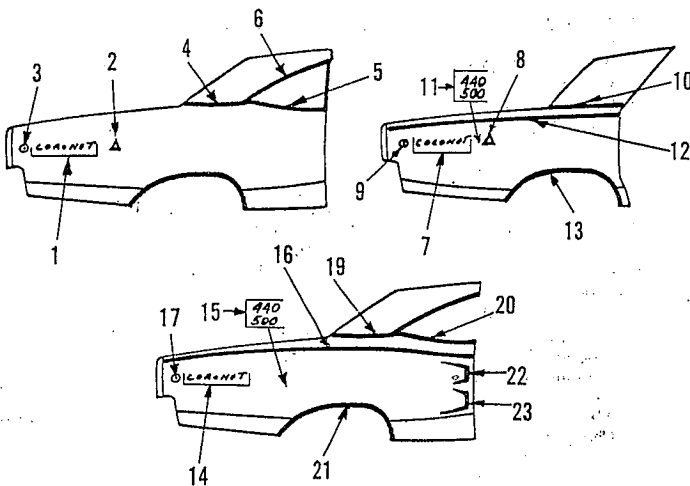
QUARTER PANEL, Cont'd.

QUARTER GLASS & PARTS

Glass, Quarter Window (Glass Co.)	(Car Mfr.)				
2 Dr.					
Clear NAGS Q4055-6*	Use	2840708-9*	1.2	Use	
Tinted	*	2840710-1*			
2 Dr. H. T. & Charger					
Clear NAGS Q4049-50* #	Glass	2838438-9*	1.2	Glass	
Tinted	*	2838440-1*			
		#Charger .7			
Conv.					
Clear NAGS Q3590-1**	Price	2603700-1**	1.2	Price	
Tinted	**	2603702-3**			
S/W					
Clear NAGS Q4064-5*	List	2811774-5*	1.3	List	
Tinted	*	2811776-7*			
*Glass Only. **Includes Front Frame & Lower Channel.					
Weatherstrip, Q/W Glass Front					
2 Dr.		2932230		2.93	
2 Dr. H. T. & Charger		N.A.		N.A.	
Conv.		2782560-1		2.67	
Weatherstrip, Qtr. Window					
2 Dr.		2840670-1		5.71	
S/W		2811772-3		7.63	
Weatherstrip, Glass Belt Outer					
2 Dr. H. T.		2840348-9	#.3	2.30	
Conv.		2841626-7	#.3	2.13	
Weatherstrip, Glass Belt Inner					
2 Dr. H. T.		2840346-7	#.3	1.93	
Charger		2876270-1	#.3	2.40	
Conv.		2841634-5	#.3	1.81	
		#.2 w/Glass Removed.			
Regulator, Q/W Glass (Manual)					
2 Dr. H. T. & Charger		2583030-1	#	10.84	
Conv.		2583032-3	1.7	10.84	
		#2 Dr. H. T. 1.2, Charger 1.6.			
Regulator, Q/W Glass (Electric)					
2 Dr. H. T. & Charger		2583764-5	#	13.51	
Conv.		2583854-5	1.8	13.51	
		#2 Dr. H. T. 1.3, Charger 1.7.			
Motor w/Mech., Electric Lift					
2 Dr. H. T. & Charger		3004126-5	#	37.21	
Conv.		3004124-3	1.7	37.21	
		#2 Dr. H. T. 1.5, Charger 1.6.			
Handle, Q/W Regulator					
		2862167	.2	3.10	

MOULDINGS & TRIM

Pkgs. Include Attaching Parts.



SUPER BEE 2 DR. SED.

21. Mldg. Pkg., Wheel Opening	2932112-3	.3	7.85
Tape, Side	Black Red White		
	2842938-9 - 948-9 - 946-7	.6 Ea.	11.10
Decal "Super Bee"	Black Red White		
	2842940-1 - 950-1 - 952-3	.6 Ea.	4.70
Tape (Above T/Lamp)	2842936-7	.2	1.17
6. Mldg., Qtr. Window Upper	2841362-3	.2	2.67
Mldg., Lock Pillar	2840894-5	.2	4.16
3. Marker Lamp	2853666	.3	1.98

Cont'd.

QUARTER PANEL, Cont'd.

NOTE: Belt Mldgs. for 2-Tone Paint or Vinyl Roof R&R w/Trim Rem. .5

MOULDINGS & TRIM, Cont'd.

DELUXE 2 DR.

1. Letter, Side "C" "O" "R" "O" "N" "E" "T"	2840622-619-623-619-624-625-626	# Ea.	.69
	#One .2, All .3.		
2. Medallion, Side	2840621	.2	1.49
3. Marker Lamp	2853666	.3	1.98
4. Mldg. Pkg., Belt w/Vinyl Roof & 2-Tone Paint	2932118-9	1.0	3.05
5. Mldg. Pkg., Belt (Below Qtr. Glass)	2932106-7	1.0	10.51
6. Mldg., Qtr. Window Upper	2841362-3	.2	2.67

DELUXE 4 DR.

7. Letter, Side "C" "O" "R" "O" "N" "E" "T"	2840622-619-623-619-624-625-626	# Ea.	.69
	#One .2, All .3.		
8. Medallion, Side	2840621	.2	1.49
9. Marker Lamp	2853666	.3	1.98
10. Mldg. Pkg., Belt w/2-Tone Paint	2932130-1	1.0	4.96

440 4 DR.

7. Letter, Side "C" "O" "R" "O" "N" "E" "T"	2840622-619-623-619-624-625-626	# Ea.	.69
	#One .2, All .3.		
11. Numeral, Side "440"	2840620	.2	1.98
12. Mldg. Pkg., Side Upper	2932128-9	.3	6.14
9. Marker Lamp	2853666	.3	1.98
Mldg. Pkg., T/Lamp Outline	2932138-9	.3	4.16
10. Mldg. Pkg., Belt w/Vinyl Roof	2932130-1	1.0	4.96

500 4 DR.

7. Letter, Side "C" "O" "R" "O" "N" "E" "T"	2840622-619-623-619-624-625-626	# Ea.	.69
	#One .2, All .3.		
11. Numeral, Side "5"	2840618	.2	.69
11. "0" (2)	2840619	.2	.69
13. Mldg. Pkg., Wheel Opening	2932114-5	.3	8.48
9. Marker Lamp	2853666	.3	1.98
10. Mldg. Pkg., Belt w/Vinyl Roof & 2-Tone Paint	2932130-1	1.0	4.96

440 2 DR. H. T.

14. Letter, Side "C" "O" "R" "O" "N" "E" "T"	2840622-619-623-619-624-625-626	# Ea.	.69
	#One .2, All .3.		
15. Numeral, Side "440"	2840620	.2	1.98
16. Mldg. Pkg., Side Upper	2932126-7	.3	8.87
17. Marker Lamp	2853666	.3	1.98
Mldg. Pkg., T/Lamp Outline	2932138-9	.3	4.16
19. Mldg. Pkg., Belt w/Vinyl Roof or 2-Tone Paint	2932118-9	1.0	3.05
20. Mldg. Pkg., Belt (Below Qtr. Glass)	2932108-9	1.0	11.21

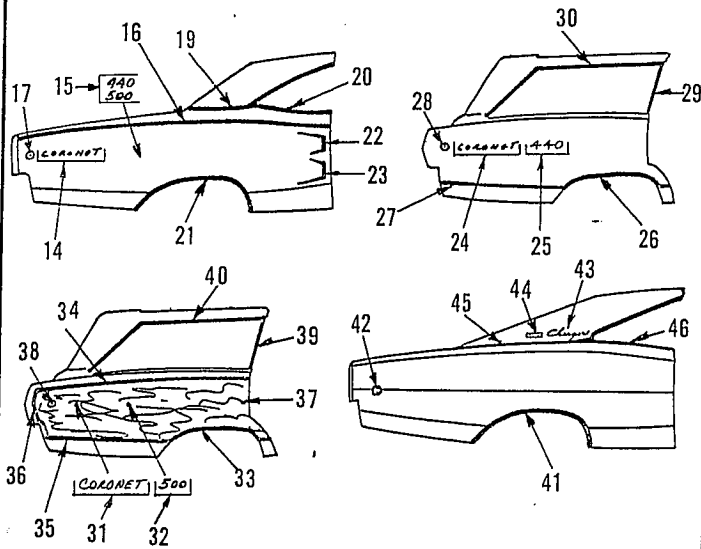
500 2 DR. H. T.

14. Letter, Side "C" "O" "R" "O" "N" "E" "T"	2840622-619-623-619-624-625-626	# Ea.	.69
	#One .2, All .3.		
15. Numeral, Side "5"	2840618	.2	.69
15. "0" (2)	2840619	.2	.69
21. Mldg. Pkg., Wheel Opening	2932112-3	.3	7.85
17. Marker Lamp	2853666	.3	1.98
Ornament ("C" Shaped)			
Upper Rt. or Lower Lt.	2840100	.2	3.69
Lower Rt. or Upper Lt.	2840101	.2	3.69
19. Mldg. Pkg., Belt w/Vinyl Roof & 2-Tone Paint	2932118-9	1.0	3.05
20. Mldg. Pkg., Belt (Below Qtr. Glass)	2932108-9	1.0	11.21

Cont'd.

QUARTER PANEL, Cont'd.

MOULDINGS & TRIM, Cont'd.



R/T 2 DR. H. T.

21. Mldg. Pkg., Wheel Opening	2932112-3	.3	7.85
17. Marker Lamp	2853666	.3	1.98
19. Mldg. Pkg., Belt			
w/Vinyl Roof & 2-Tone Paint	2932118-9	1.0	3.05
Tape, Racing Stripe - Black	2842644-5	.6	7.16
White	2842642-3	.6	7.16
Red	2842646-7	.6	7.16

500 CONV.

14. Letter, Side "C" "O" "R" "O" "N" "E" "T"	2840622-619-623-619-624-625-626	# Ea.	.69
#One .2, All .3.			
15. Numeral, Side "5"	2840618	.2	.69
15. "0" (2)	2840619	.2	.69
21. Mldg. Pkg., Wheel Opening	2932112-3	.3	7.85
17. Marker Lamp	2853666	.3	1.98
Ornament ("C" Shaped)			
22. Upper Rt. or Lower Lt.	2840100	.2	3.69
23. Lower Rt. or Upper Lt.	2840101	.2	3.69
20. Mldg. Pkg., Belt			
(Below Qtr. Glass)	2932190-1	.3	4.49
Mldg. Pkg., Belt			
Inter.	2932192-3	.3	3.25
Rear	2932188-9	.3	5.93
Rear Corner	2932186-7	.3	5.23

DELUXE S/W & 440 S/W

24. Letter, Side "C" "O" "R" "O" "N" "E" "T"	2840868-869-870-869-871-872-873	# Ea.	.69
#One .2, All .3.			
25. Numeral, Side "440"	2840874	.2	1.93
Medallion, Side (Deluxe Only)	2449932	.2	1.49
26. Mldg. Pkg., Wheel Opening			
(440 Only)	2932116-7	.3	10.19
27. Mldg. Pkg., Side Lower Rear			
(440 Only)	2932144-5	.3	7.53
28. Marker Lamp	2853666	.3	3.95
Mldg., Lock Pillar Upper	2860638-9	.3	2.56
Mldg., Qtr. Window			
29. Front (Prime)	2811764-5	.2	1.12
(St. Steel)	2860868-9	.2	3.15
30. Upper (Prime)	2811766-7	.2	2.56
(St. Steel)	2860866-7	.2	7.21

Cont'd.

QUARTER PANEL, Cont'd.

MOULDINGS & TRIM, Cont'd.

500 S/W

31. Letter, Side "C" "O" "R" "O" "N" "E" "T"	2840868-869-870-869-871-872-873	# Ea.	.69
#One .2, All .3.			
32. Numeral, Side "5"	2841589	.2	.69
32. "0" (2)	2840869	.2	.69
33. Mldg. Pkg., Wheel Opening	2932116-7	.3	10.19
Mldg. Pkg.			
34. Side Upper	2932134-5	.3	6.14
35. Side Lower	2932142-3	.3	7.53
36. Rear (Upper to Lower)	2932136-7	.3	9.82
37. Wood Grain Overlay	2841822	#	16.82
# 1.5 w/Mldgs. Removed & After Painting.			
Bonding Cement, Overlay (1 Pt.)	2585573		3.63
Welding Solution, Overlay (1 Pt.)	2585574		5.60
38. Marker Lamp	2853686	.3	3.95
Mldg., Lock Pillar Upper	2860638-9	.2	2.56
Mldg., Qtr. Window			
39. Front (St. Steel)	2860868-9	.2	3.15
40. Upper (St. Steel)	2860866-7	.2	7.21

CHARGER 2 DR. H. T.
CHARGER R/T 2 DR. H. T.

41. Mldg. Pkg., Wheel Opening	2932110-1	.3	5.45
42. Marker Lamp	2853666	.3	1.98
43. Nameplate, Side "Charger"	2841886	.2	1.98
44. Medallion, Side	2841849	.2	2.56
Tape, Racing Stripe			
Black	2842482-3	.6	6.14
White	2842484-5	.6	6.14
Red	2842486-7	.6	6.14
45. Mldg. Pkg., Belt			
w/Vinyl Roof	2932100-1	.5	3.79
Mldg. Pkg., Rr. Window to Belt			
w/Vinyl Roof	2932102-3	.5	6.25
46. Mldg. Pkg., Belt			
(Below Qtr. Glass)	2932104-5	.5	11.64
Mldg. Pkg., T/Lamp Outline			
(Prime)	2932541-2	.3	4.81

LUGGAGE LID

Refinish Lid	2.5		
Add to R&R			
w/Vacuum Lock	.2		
to Drill for Ea. Mldg.	.2		
w/Racing Stripes	.8		
Lid, Deck			
All exc. Charger	2859174	.8	122.20
Charger	3482627	.8	116.94
Mldg. Pkg., Lid Lower Edge			
440 & Super Bee	2932082	.3	7.37
500	2932083	.3	7.37
Tape, Racing Stripe			
Coronet R/T & S/Bee			
Black	2842640 - 639 - 641	.8	10.89
White			
Charger & Chg. R/T			
Black	2842488 - 490 - 489	.8	13.61
White			
Red			
Tape, Lid Lower Edge			
Super Bee	2842934		4.49
Lock (Latch), Lid			
Std. Type	2167260	.3	4.91
Vacuum Type	2428275	.4	4.96
Vacuum (Complete)	2520735	.6	8.33
Catch, Lock			
All exc. Charger	2244149	.2	.80
Charger	1867661	.2	.80
Support, Lock Catch			
All exc. Charger	2840787		3.05
Charger	2902969		3.63
Cyl. & Keys, Deck Lid & Glove Box*			
All exc. Police & Taxi	2932398	#	5.77
Police & Taxi			
w/o Universal Keys	2932398	#	5.77
w/Universal Keys	2932401	#	5.77
Taxi w/o Keys, w/Release Knob	2932400	#	5.45
*Not Available Separately.	#R&R Each	.3.	
Hinge, Deck Lid			
All exc. Charger	2769289	#	4.49
Charger (w/o Holes)	2841320-1	#	4.86
w/Holes (2)	2842708		5.01
#.7 exc. w/Lid Removed		.4.	

Cont'd.

MARCH 1, 1973

DODGE

CORONET & CHARGER 1968

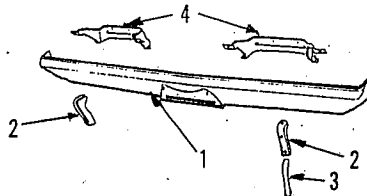
LUGGAGE LID, Cont'd.

Torsion Bar, Hinge			
All exc. Conv. & Charger	2838620-1	.3	3.47
Conv.	2841678-9	.3	3.25
Charger	2838704-5	.3	2.03
Bracket w/Stud, Torsion Bar (Charger)			
Early - 5 3/16 X 2 5/16"	2841590-1	1.81	
Late - 2 15/16 X 2 1/8	2842704-5	1.93	
Weatherstrip, Deck Lid			
All exc. Charger	2838662	.5	6.67
Charger	2838149	.5	6.72

REAR BUMPER

CORONET EXC. STATION WAGON

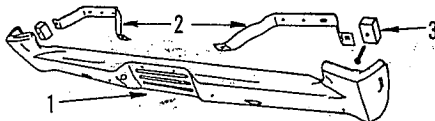
R&R Assy. .8
O/H Including R&R
1.1 exc. w/Guards 1.2
Support Time is
w/Bumper Removed.



1. Face Bar, Rear	2856625	.8	59.32
2. Guard, Rear	(2) 2856633	.4	9.13
3. Cushion, Guard	2856612		1.76
4. Support, Face Bar	2856630-1		6.72
Panel, License Mtg.	2931030	.3	4.49

STATION WAGON

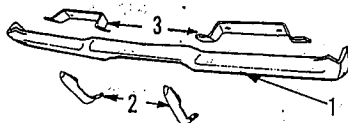
R&R Assy. .8
O/H Including R&R 1.1
Support Time is
w/Bumper Removed.



1. Face Bar, Rear	2856595	1.1	60.87
2. Support, Face Bar	2856582-3		7.16
3. Pad, Impact	2856588		1.39
Plate, X-Mbr. Bumper Mtg.	Rt. 2860620		1.49
	Lt. 2860583		1.49

CHARGER

R&R Assy. .8
O/H Including R&R
1.1 exc. w/Guards 1.2
Support Time is
w/Bumper Removed.



1. Face Bar, Rear	2856675	.8	55.10
2. Guard, Rear	(2) 2856682	.4	9.13
3. Support, Face Bar	2856680-1		6.57

Cont'd.

REAR BODY

Refinish			
Lower Panel	1.0		
Upper Panel	1.0		
Add to Panel R&R			
to Drill for Each Mldg.	.2		

ALL EXC. STATION WAGON

Panel, Deck Opening Lower			
All exc. Charger	2838540	#1	19.70
Charger	2838100	#1	19.70
Charger (to Rr. X-Member)	2838690	#2	19.70
# - 5.5 exc. w/Quarter Panel Removed			3.5
#1- 6.5 exc. w/Quarter Panel Removed			5.0
#2- 4.0 exc. w/Panel Above Removed			2.0
Reinf., Lwr. Panel to X-Member			
All exc. Charger	(3) 2838547		2.19
Support, Lower Panel			
All exc. Charger	(2) 2838549		2.08
Brace, Lower Panel			
Charger	2840380-1		2.08
Panel, Deck Opening Upper			
2 Dr. & 2 Dr. H. T.	2838712		10.41
4 Dr.	3444574		9.07
Charger	2838090		13.83
Conv.	2838248		9.29
Reinf., Upper Panel			
Conv.	2838250		4.70
Panel, Deck Opng. Upper Plenum			
Charger	2840228		7.63
Support, Plenum Panel			
Charger	2840397		2.08

STATION WAGON

Panel, T/Gate Opening Sill	2860150	#	15.42
# 4.5 exc. w/Quarter Panel Removed			3.5
Extension, Sill Panel	2860818-9		3.05
Support, Sill Panel to X-Member	2860194		.80
Brace, Sill Panel	2573976		.85
Panel, Roof Rear Header			
(Complete)	3417401		18.47
Pillar, Tail Gate Opening			
Outer	2859548-9		12.17
Upper Inner	2860092-3		4.70
Reinforcement, Pillar Lower	2860192-3		2.67

MOULDINGS & TRIM

Pkgs. Include Attaching Parts.

ALL 2-4 DR., 2 DR. H.T. & CONV. EXC. CHARGER & S/W

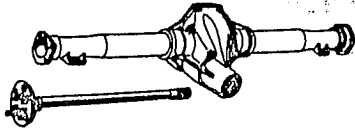
Letter, Lower Panel "D" "O" "D" "G" "E"		# Ea.	.69
2840573-574-575-576-577			
#One .2, All .3			
Mldg. Pkg., Lower Panel			
440 & Super Bee	2932081	3	4.38
Finish Panel w/Numerals "500"			
500	2841519	4	17.35
Finish Panel w/Letters "R/T"			
R/T	2841497	4	18.96
Mldg. Pkg., Upper Panel			
4 Dr.	2932140-1	.3	3.25
Conv.	(2) 2932089	.3	3.57
Joint Cover, Upr. Panel Mldg.			
4 Dr.	2841610		.91
Conv.	2841642		1.02
Tape, Lower	Super Bee 2842935		4.96
Decal "Bee"	Super Bee 2842944		2.19

CHARGER & CHARGER R/T

Mldg. Pkg., Lower Panel			
Upper	2932538	.2	5.98
Lower Center	2932539	.2	5.82
Lower Outer	(2) 2932540	.2	2.40
End (Upper to Lower)	2932542-1	.2	4.81
Nameplate, Lower Panel			
"Charger"	2840066	.2	2.13
"R/T"	2842346	.2	2.56
Medallion, Lower Panel			
Charger	2842016	.2	1.98

Cont'd.

REAR AXLE



Brake Drum, Rear 6 Cyl. exc. S/W 10" x 1-3/4"	3004744	.3	18.52
6 Cyl. S/W & All V8 10" x 2-1/2"	2460637	.3	13.95
R/T & Charger R/T 11" x 2-1/2"	2405798	.3	24.02
Support (Backing Plate), Brake 6 Cyl. exc. S/W w/10" x 1-3/4" Brakes	2880582-3	.9	8.87
6 Cyl. S/W & All V8 w/10" x 2-1/2" Brakes	2880602-3	.9	9.82
R/T & Charger R/T w/11" x 2-1/2" Brakes	2880646-7	.9	10.36
Hose, Rear Brake All exc. 426-440 Eng.	2200997	#.6	3.25
w/426-440 Eng.	2208496	#.6	3.84
#Includes Bleed Brakes.			
Shaft, Rear Axle w/7-1/4" Dia. Ring Gear * (6 Cyl. Only)	3432798	#1.1	29.37
w/8-3/4" Dia. Ring Gear **	3432774	#1.4	29.37
w/9-3/4" Dia. Ring Gear ***	2881010-1	#1.4	54.88
#Includes R&R Brgs. & Seals.			
Brg. Pkg., Axle Shaft w/7-1/4" Dia. Ring Gear	2808272	#	10.51
w/8-3/4" - 9-3/4" Dia. Ring Gr.	2525415	#	8.70
#Use Axle Time.			
Oil Seal, Axle Shaft w/7-1/4" Dia. Ring Gear *	2643464	#	1.76
w/8-3/4" Dia. Ring Gear ** Outer	2404216	#	1.65
Inner	2881185	#	2.02
w/9-3/4" Dia. Ring Gear *** Outer	2404216	#	1.65
Inner	2852574	#	2.30
#Use Axle Time.			
Housing, Rear Axle w/7-1/4" Dia. Ring Gear * (6 Cyl. Only)	2643421	3.7	105.55
w/8-3/4" Dia. Ring Gear **	2800175	3.9	100.80
**	2852838	3.9	100.80
w/9-3/4" Dia. Ring Gear ***	2881003	5.6	272.03
* Axle Hsg. has Rear Inspection Cover.			
** Axle Hsg. Does Not have Rear Inspection Cover.			
***w/426-440 Eng. & w/4 Speed Transmission Only.			

REAR SUSPENSION



Spring, Rear Standard - 6 Cyl. 4 Dr.	3004766	.8	39.73
2 Dr. & 2 Dr. H. T.	3004651	.8	39.73
Conv.	3004652	.8	39.73
2-4 Dr. (Police & Taxi) S/W (2 Seat)	3004767	.8	60.55
(3 Seat)	3004592	.8	45.01
(Police)	3004593	.8	45.01
Standard - V8 4 Dr.	3004652	.8	39.73
2 Dr. & 2 Dr. H. T.	3004766	.8	39.73
Conv.	3004654	.8	39.73
2-4 Dr. (Police)	3004767	.8	60.55
Taxi	2585640	.8	39.99
Charger	3004655	.8	39.73
R/T & Charger R/T (440 Eng.)	3004767-8	.8	60.55
S/W (2 Seat)	3004592	.8	45.01
(3 Seat)	3004593	.8	45.01
(Police)	2585644	.8	45.01


Cont'd.

REAR SUSPENSION, Cont'd.

Spring, Rear (Cont'd.) Heavy Duty - 6 Cyl. 2-4 Dr. & 2 Dr. H. T.	3004655	.8	39.73
S/W (2 Seat)	2585644	.8	45.01
(3 Seat)	2585645	.8	45.01
Heavy Duty - V8 2-4 Dr. & 2 Dr. H. T.	2585640	.8	39.99
Conv.	2585641	.8	43.25
R/T & Charger R/T (426-440 Eng.)	3004768-7	.8	60.55
S/W (2 Seat)	2585644	.8	45.01
(3 Seat)	2585645	.8	45.01
Extreme Duty - V8 w/273-318-383 Eng. exc. S/W	3004767	.8	60.55
Main Leaf, Rear Spring Standard - 6 Cyl. All exc. Police & Taxi	3004659	1.1	15.32
Police & Taxi	2585648	1.1	16.50
Standard - V8 All exc.	3004659	1.1	15.32
Charger	2585648	1.1	16.50
Coronet R/T	2808253	1.1	16.50
Police	2808253	1.1	16.50
Taxi	2585648	1.1	16.50
Heavy Duty All exc. w/426-440 Eng.	2585648	1.1	16.50
w/426-440 Eng.	2808253	1.1	16.50
Extreme Duty - V8	2808253	1.1	16.50
Shackle & Bshg. Pkg., Rr. Spring All exc. S/W	2585263	.4	3.10
S/W	2585265	.4	3.47
Shock Absorber w/Bshgs., Rear Standard All exc.	3400620	.5	13.40
Coronet R/T	3400620	.5	13.40
Police & Taxi	3400620	.5	13.40
H/Duty All (1" Dia.) (1-3/8" Dia.)	3400620	.5	13.40
2948077	.5	19.05	
Bshg. (only), Shock Upper (2)	2201554	.92	
Lower (2)	1319902	.42	

FUEL TANK

Clean Tank *
1.4 exc. Charger 1.7
*Includes Drain & Refill.



Tank, Fuel All exc. S/W & Charger	2880434	1.1	46.65
S/W	2880459	1.2	46.35
Charger	2880435	1.4	46.35
Cap, Gas Filler (Plain) All exc. S/W & Charger	2925697		.85
S/W w/o Wood Grain	2643998		3.15
w/Wood Grain	2883819		3.57
Charger	2823339	.3	9.72
Cap, Gas Filler (Locking) All exc. S/W & Charger	2534323		3.74
S/W	2660899		4.11
Chrome Ring, Filler Tube Outer	2880430		3.37
Tube, Filler All exc. S/W & Charger	2856332	.7	2.62
S/W Outer	2880454		8.75
Inner	2643855	1.1	6.57
Charger	2925689	.7	7.37
Grommet, Filler Tube	2880481		.80
Bracket, Filler Tube All exc. S/W & Charger	2856334		1.44
Strap, Fuel Tank All exc. S/W	2856349		2.19
S/W	2880474		2.30
Gauge, Tank Unit All exc. S/W & w/426 Eng.	3420848	.6	11.37
S/W	2932963	.8	11.37
w/426 Eng.	3420847	.6	12.22

MARCH 1, 1973

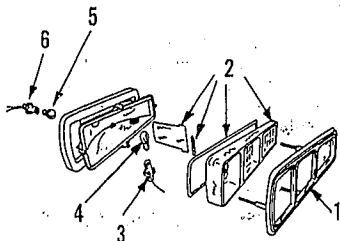
DODGE

CORONET & CHARGER 1968

REAR LAMP

TAIL, STOP, DIRECTIONAL & BACK-UP LAMP
DELUXE & 440 EXC. S/W

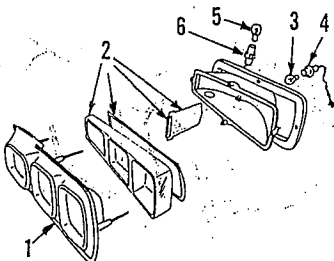
Assy. Includes All
Items Illustrated



Tail, Stop, T/Sig. & B/Up Lamp	2853820-1	.6	14.84
1. Bezel	2853174-5	.4	7.69
2. Lens, Welt, Filter & Gskt. Pkg.	2809132-3		5.93
3. Socket, T/Lamp	2587284		.59
4. Bulb (1034), T/Lamp	151567		.58
5. Bulb (1073), B/Up Lamp	151576		.42
6. Socket, B/Up Lamp	2096648		.91

NOTE: Other Components Not Serviced - Use Assy.

500 & CORONET R/T EXC. S/W



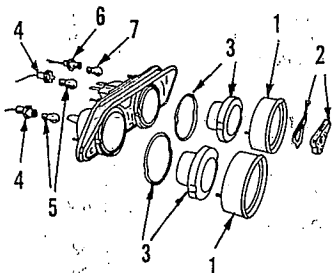
Assy. Includes All
Items Illustrated

Tail, Stop, T/Sig. & B/Up Lamp	2853364-5	.6	22.80
1. Bezel	2853366-7	.4	10.73
2. Lens, Welt, Filter & Gskt. Pkg.	2809132-3		5.93
3. Bulb (1034), T/Lamp	151567		.58
4. Socket, T/Lamp	2587284		.59
	2587284		.59
5. Bulb (1073), B/Up Lamp	151576		.42
6. Socket, B/Up Lamp	2096648		.88

NOTE: Other Components Not Serviced - Use Assy.

CHARGER

Assy. Includes All
Items Illustrated



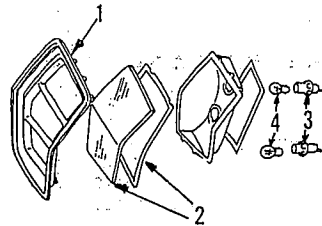
Tail, Stop, T/Sig. & B/Up Lamp	2853236-7	.6	28.35
1. Bezel	Outer	.4	6.89
	Inner	.4	6.89
2. Lens & Gskt. Pkg., B/Up Lamp	2809134-5		1.34
3. Lens & Gskt. Pkg., T/Lamp (4)	2809136		3.05
4. Socket, T/Lamp (4)	2290263		.69
5. Bulb (1034), T/Lamp (4)	151567		.58
6. Socket, B/Up Lamp	2096648		.91
7. Bulb (1073), B/Up Lamp	151576		.42

NOTE: Other Components Not Serviced - Use Assy.

REAR LAMP, Cont'd.

TAIL, STOP & DIRECTIONAL LAMP
STATION WAGON

Assy. Includes All
Items Illustrated



Tail, Stop & T/Signal Lamp - Use Components.

1. Bezel	2853530-1	.4	7.79
2. Lens & Gskt. Pkg.	3004108-9	.4	3.69
3. Socket	1841893		1.49
4. Bulb (1034)	151567		.58

NOTE: Other Components Not Serviced.

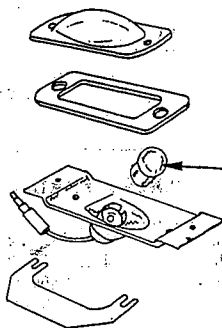
BACK-UP LAMP
STATION WAGON

Back-Up Lamp	2930806	.5	5.45
Lens & Gskt. Pkg.	2932954		1.17
Retainer, Lens	2853439		(D) .47
Gasket (only), Lens	2853437		(D) .16
Bulb (1141)	142456		.42

NOTE: Other Components Not Serviced - Use Assy.

LICENSE LAMP

Assy. Includes All
Items Illustrated



License Lamp			
All exc. S/W & Charger	2575059	.4	3.79
S/W	2930916	.4	5.13
Charger	2853561	.4	5.13
1. Bulb (67)	142450		.26

NOTE: Other Components Not Serviced - Use Assy.

Cont'd.

CORONET & CHARGER 1968

DODGE

MARCH 1, 1973

REAR GATE

Refinish Gate O. S. 2.0
 Jams, Add .5
 Add to Gate R&R
 w/Electric Lift .6
 to Drill for Letters .5
 to Drill for Each Mldg. .2
 Overlay time does not include
 removal of old overlay.

SHEET METAL & HARDWARE

Tail Gate	2859220	4.5	142.34
Cover, Inside	2860260	.3	9.66
Lock (Latch), T/Gate			
Upper	Rt. 2862088	.5	6.94
Lower	Lt. 2862077	.5	5.60
Striker, Lock	Rt. 2862100	.5	6.25
Upper			
Lower	Rt. 6027528	.2	.91
Striker Plate, Lock	Lt. 2945413	.2	1.61
Lower	Rt. 3454480	.2	2.19
Upper	Rt. 2862272	.2	.91
Lower	Lt. 2862655	.2	.48
Remote Control, Lock	Rt. 2860542	.2	.48
Cyl. & Keys - See Front Door Section.	3454139	.5	5.93
Hinge, T/Gate	Lt. 2945162	.8	36.04
Support, T/G Lwr. Hinge	Lt. 2862131		3.84
Door	Lt. 2862129		3.52
Torsion Bar, Hinge	2862110	.8	4.16
Link, T/Gate Support	2862118		1.61
Seal, Sill Panel to Rr. Face Bar	2860644		.91
Weatherstrip, T/G Opng. Lower	2860363	.3	5.71

MOULDINGS & TRIM

Pkgs. Include Attaching Parts.

Mldg. Pkg., T/Gate			
Upper	2932086-7	#	4.38
Lower	2932088	#	6.35
Outer (Upper to Lower)	2932084-5	#	5.98
# .5 exc. w/Trim Removed		.2	
Ornament, T/Gate Center			
(w/Electric Lift)	2862816		5.13
Letter (Dlx. Only)	"D" "O" "D" "G" "E"		
2841985-986-985-988-989		# Ea.	.80
#One .4, All .5.			
Finish Panel w/D-O-D-G-E Letters			
(400 & 500 Only)	2841677	#	16.02
# .7 exc. w/Trim Removed		.4	
Mldg. Pkg., Upper Pillar Inner			
(Glass Side)	3004382-3	.3	8.43
Wood Grain Overlay (500 Only)	2963977	#	10.51
# 1.5 w/Mldgs. Removed & After Painting.			
Bonding Coat, Overlay (1 Pt.)	2585573		3.63
Welding Solution, Overlay (1 Pt.)	2585574		5.60

GLASS & PARTS

Glass, T/Gate	(Glass Co.)	(Car Mfr.)	
Clear NAGS B4066	Use 2860104	.9	Use
Tinted	Glass Price List. 2860105		Glass Price List.
Frame, T/Gate Glass Lower	2860103		3.05
Gasket, Lower Frame	2860360		3.52
Channel, Glass Run			
Upper Pillar	3439308-9	.6	3.84
Lower (Complete)	2860814-5	.6	3.69
Glass Run			
Upper or Header	2574657	.6	3.57
Upper Pillar Outer	2861334-5	.6	3.42
Inner	2860476-7	.6	7.58
Lower Pillar	2860621	.6	1.39
Retainer, Glass Run			
Upper or Header	2573304		3.20
Upper Pillar	2860764-5		4.16
W/Strip, Glass Belt			
Outer	2860362	.2	2.56
Inner	2861597	.2	2.46

Cont'd.

REAR GATE, Cont'd.


GLASS & PARTS, Cont'd.

Regulator, T/Gate Glass			
Manual	2862257	1.1	21.89
Electric	2862449	1.3	27.02
Handle, O. S. (Manual) (Partial)	2583331	O/H 1.0	5.23
(Complete)	2583022	.7	16.76
Gasket, Handle Base	2583023		.42
Motor, Regulator	2448640		34.81
Mechanism, Regulator	2486882	1.3	18.52
Relay w/Bracket	3004186		3.52

WIPER & WASHER PARTS

Arm, Wiper	(1) 2889940		14.05
Blade w/Refill	Outer (2) 2857953		4.50
Center	(1) 2857981		1.25
Refill (only) Outer	(2) 2822994		2.25
Nozzle	(2) 2926932	.4	3.25
Reservoir Pkg.	3004120	.4	3.63
Cap, Reservoir Filler	2857973		1.28
Bezel, Filler Cap	2857971		.96
Pump Pkg.	3004121	.5	12.22

CONVERTIBLE TOP



Top, Folding			
(w/o Mech. or Soft Trim)	1995DX9	11.0	240.00
Fabric Top			
(w/o Back Curtain)	Green 1937DF8	4.3	(D)88.50
White	1937DW1	4.3	94.52
Black	1937DX9	4.3	94.52
Rear Curtain (Includes Glass)			
Partial			
(Glass w/Edging)	Green 1925DF8		N.A.
White	1925DW1		N.A.
Black	1925DX9		N.A.
Complete	Green 1962DF8	#4.2	(D)88.00
White	1962DW1	#4.2	94.00
Black	1962DX9	#4.2	94.00
#R&R w/Deck & Side Cover Removed 1.2.			
Zipper, Curtain	1972EX8	4.7	6.09
Header (Complete)	2605327	2.0	43.89
Mechanism, Header Locking	2520610-1	.3	10.68
Weatherstrip, Header			
Center	2573632	.6	4.49
Front	2901268	.6	5.93
Retainer, Header Ctr. W/Strip	2573882		3.20
Weatherstrip, Side Rail			
Front	2528286-7	.3	3.42
Center	2573536-7	.3	3.42
Rear	2841050	.3	2.03
Retainer, Side Rail W/Strip			
Front	2573528-9		4.06
Center	2573530-1		3.20
Rear	2840210-1		3.31
Bow, Top No. 1	2573406	1.4	7.90
No. 2	2573407	1.4	7.90
No. 3	2784300	2.5	16.44
Bracket or Catch, Header Lock *	2842630-1		9.13
*Includes Sun Visor Arm.			
Latch, Mech. Handle	3454383	.3	1.86
Cyl. w/Yoke, Top Lift	3505226	#.8	29.63
#Both 1.3.			
Hose, Upper	2422143	.7	9.93
Hose, Lower	2573658	.7	7.31
Motor w/End Plate	2573838	.9	45.06
Reservoir, Pump	2573847	.9	7.16